

# Seth Kesarimal Porwal College of Arts & Science & Commerce Kamptee, Dist Nagpur

Feedback Form For students (2022-23)

\* Indicates required question

---

1. Name of student \*

---

2. Contact Number \*

---

## 3. Class \*

Mark only one oval.

- B.A. i and ii sem
- B.A. iii and iv sem
- B.A. v and vi sem
- B.com i and ii sem
- B.com iii and iv sem
- B.com v and vi sem
- B.sc i and ii sem
- B.sc iii and iv sem
- B.sc v and vi sem
- B.sc IT i and ii sem
- B.sc IT iii and iv sem
- M.A. sociology (i and ii sem)
- M.A.sociology (iii and iv sem)
- M.A. Econonmics (i and ii sem)
- M.A. Economics (iii and iv sem)
- M.com (i and ii sem)
- M.com (iii and iv sem)
- M.sc Micro (i and ii sem)
- M.sc Micro (iii and iv sem)
- M.sc Chemistry (i and ii sem)
- M.sc Chemistry (iii and iv sem)
- M.sc Computer Science (i and ii sem)
- M.sc Computer science (iii and iv sem)
- M.sc (IT) I st and II nd sem
- M.sc (IT) III rd and IV th sem

Kindly select the appropriate option as per the following criteria

## 4. Name of the teacher \*

---

## 5. The teacher covers the entire syllabus \*

Mark only one oval.

Strongly Disagree

1

2

3

4

5

Strongly Agree

## 6. The teacher has deep knowledge of syllabus and communicates it clearly \*

Mark only one oval.

Strongly Disagree

1

2

3

4

5

Strongly Agree

## 7. Teachers inspires me while teaching \*

Mark only one oval.

Strongly Disagree

1

2

3

4

5

Strongly Agree

## 8. Teacher is punctual to the class and completes the course \*

Mark only one oval.

Strongly Disagree

1

2

3

4

5

Strongly Agree

9. The teacher provides guidance/counseling in academic and non-academic matters in/out side the class

\*

Mark only one oval.

Strongly Disagree

1

2

3

4

5

Strongly Agree

10. The teacher uses modern teaching aids/gadgets, handouts, suggestion of references, PPT, web-resources (Any other) \*

Mark only one oval.

Strongly Disagree

1

2

3

4

5

Strongly Agree

11. The teacher's attitude toward the students is friendly and helpful \*

Mark only one oval.

Strongly Disagree

1

2

3

4

5

Strongly Agree

12. Teacher undertakes Periodical assessments as per schedule \*

Mark only one oval.

Strongly Disagree

1

2

3

4

5

Strongly Agree

13. The teacher uses non-traditional methods of evaluation like Quiz, Seminars, Assignments, Class room presentation/participation(Any other) \*

Mark only one oval.

Strongly Disagree

1

2

3

4

5

Strongly Agree

14. How often do you visit the Library \*

Mark only one oval.

Regularly

Ocassionally

Never



15. The required number of books in your Subject are available in the Library \*

Mark only one oval.

Strongly Disagree

1

2

3

4

5

Strongly Agree

16. The library has adequate reading space. \*

Mark only one oval.

Strongly Disagree

1

2

3

4

5

Strongly Agree

17. Libraray staff is coperative and helpful \*

Mark only one oval.

Strongly Disagree

1

2

3

4

5

Strongly Agree

18. Office staff is helpful in administrative matters \*

Mark only one oval.

Strongly Disagree

1

2

3

4

5

Strongly Agree

19. The classromms are cleaned regularly \*

Mark only one oval.

Strongly Disagree

1

2

3

4

5

Strongly Agree

20. Toilet of college are clean \*

Mark only one oval.

Strongly Disagree

1

2

3

4

5

Strongly Agree

## 21. College provides clean and adequate drinking water \*

Mark only one oval.

Strongly Disagree

1

2

3

4

5

Strongly Agree

## 22. The food served in the canteen is of good quality \*

Mark only one oval.

Strongly Disagree

1

2

3

4

5

Strongly Agree

23. The college has proper labortatry facilities \*

Mark only one oval.

Strongly Disagree

1

2

3

4

5

Strongly Agree

24. You are satisfied with the working of NSS and NCC unit \*

Mark only one oval.

Strongly Disagree

1

2

3

4

5

Strongly Agree

25. you aware of the functioning of a placement cell in our College \*

Mark only one oval.

Strongly Disagree

1

2

3

4

5

Strongly Agree

26. you are aware that the college has complaint box \*

Mark only one oval.

Yes

No

27. The college has made appropriate provisions to tackle COVID-19 \*

Mark only one oval.

Yes

No

28. Any further suggestions you want to give for overall development of the college

---

---

---

---

---

---

This content is neither created nor endorsed by Google.

Google Forms





# Seth Kesarimal Porwal College of Arts & Science & Commerce Kamptee, Dist Nagpur

Feedback Form For College Teachers (22-23)

\* Indicates required question

---

1. Name \*

---

2. Contact Number \*

---

3. Designation \*

*Mark only one oval.*

- Assistant Professor
- Associate Professor
- Professor
- ad-hoc
- contributory

4. Department \*

---

5. Teaching Experience \*

---

6. The courses / syllabi taught by me have a good balance between theory and application \*

Mark only one oval.

Strongly Agree

1

2

3

4

5

Strongly Disagree

## 7. Contents of curriculum are as per the industry requirement \*

Mark only one oval.

Strongly Agree

1

2

3

4

5

Strongly Disagree

## 8. The objectives of the syllabi are well defined \*

Mark only one oval.

Strongly Agree

1

2

3

4

5

Strongly Disagree

9. ICT facilities available in the college are adequate and satisfactory \*

Mark only one oval.

Strongly Agree

1

2

3

4

5

Strongly Disagree

10. The college provides adequate opportunities and support to faculty members for upgrading their skills and qualifications \*

Mark only one oval.

Strongly Agree

1

2

3

4

5

Strongly Disagree

11. The environment in the College is conducive to teaching and research \*

Mark only one oval.

Strongly Agree

1

2

3

4

5

Strongly Disagree

12. The books/journals etc. prescribed / listed as reference materials are relevant, updated and cover the entire syllabi \*

Mark only one oval.

Strongly Agree

1

2

3

4

5

Strongly Disagree

13. In library the prescribed books are available in sufficient numbers \*

Mark only one oval.

Strongly Agree

1

2

3

4

5

Strongly Disagree

14. Classrooms, toilets/washrooms are clean and well maintained \*

Mark only one oval.

Strongly Agree

1

2

3

4

5

Strongly Disagree



15. I have the freedom to adopt new techniques / strategies of testing and assessment of students \*

Mark only one oval.

Strongly Agree

1

2

3

4

5

Strongly Disagree

## 16. The admission and examination process is satisfactory \*

Mark only one oval.

Strongly Agree

1

2

3

4

5

Strongly Disagree

## 17. The reward and recognition is given for novel research \*

Mark only one oval.

Strongly Agree

1

2

3

4

5

Strongly Disagree

18. Any further suggestions you want to give for overall development of the college

---

---

---

---

---

---

This content is neither created nor endorsed by Google.

Google Forms

# Seth Kesarimal Porwal College of Arts & Science & Commerce Kamptee, Dist Nagpur

## PARENT FEEDBACK FORM (22-23)

Instruction:- This feedback form has to be submit for a single student

\* Indicates required question

---

1. Name of Parent \*

---

2. Address \*

---

3. Contact Number \*

---

4. Name of your child studying in Porwal College \*

---

## 5. Course in which your child is studying \*

*Mark only one oval.*

- B.Com
- B.Sc
- B.A.
- M.Com
- M.A (Sociology)
- M.A. (Economics)
- M.Sc. (Chemistry)
- M.Sc. (Microbiology)
- M.Sc. (IT)
- M.Sc. (Computer Science)

Kindly select the appropriate option as per the following criteria

6. The overall environemnt of the college is encouraging for the all <sup>\*</sup> round development of your child

Mark only one oval.

Strongly Disagree

1

2

3

4

5

Strongly agree

7. The admission process undertaken by the college is fair and transperant \*

Mark only one oval.

Strongly Disagree

1

2

3

4

5

Strongly agree

8. The college has good academic discipline \*

Mark only one oval.

Strongly Disagree

1

2

3

4

5

Strongly agree



9. The examination system of the college is fair \*

Mark only one oval.

Strongly Disagree

1

2

3

4

5

Strongly agree

10. The college has good infrastructure facilities \*

Mark only one oval.

Strongly Disagree

1

2

3

4

5

Strongly agree

11. The college has good learning resources like library, internet and computers \*

Mark only one oval.

Strongly Disagree

1

2

3

4

5

Strongly agree

12. The work culture in the college is healthy \*

Mark only one oval.

Strongly Disagree

1

2

3

4

5

Strongly agree

13. Canteen facility in the college is clean and of good quality \*

Mark only one oval.

Strongly Disagree

1

2

3

4

5

Strongly agree

14. The college has proper sports and recreation facilities \*

Mark only one oval.

Strongly Disagree

1

2

3

4

5

Strongly agree

15. NSS & NCC units of the college are working efficiently \*

Mark only one oval.

strongly Disagree

1

2

3

4

5

Strongly agree

16. The security arrangements of the college are efficient \*

Mark only one oval.

Strongly Disagree

1

2

3

4

5

Strongly agree



17. The college has proper counselling facility \*

Mark only one oval.

Strongly Disagree

1

2

3

4

5

Strongly agree

18. College authorities encourage students to participate in Co-curricular activities \*

Mark only one oval.

Strongly Disagree

1

2

3

4

5

Strongly agree

### 19. College underatkes placement activities \*

Mark only one oval.

Strongly Disagree

1

2

3

4

5

Strongly agree

### 20. please provide your valuable suggestions for the development of the college

---

---

---

---

---

This content is neither created nor endorsed by Google.

Google Forms

# Seth Kesarimal Porwal College of Arts & Science & Commerce Kamptee, Dist Nagpur

## ALUMNI FEEDBACK FORM (22-23)

\* Indicates required question

---

1. Name \*

---

2. Year of Passing \*

---

3. Course \*

*Mark only one oval.*

- B.com
- [B.SC](#)
- B.A.
- M.com
- M.A (sociology)
- M.A. (Economics)
- M.Sc. (Chemistry)
- M.Sc. (Microbiology)
- M.Sc.(IT)
- M.Sc.(Computer Science)
- Other

4. E-mail address

---

5. Present organisation

---

6. Designation

---

7. Address of organisation

---

Kindly select the appropriate option as per the following criteria

8. Do you feel proud to be associated with Porwal college as an Alumni? \*

*Mark only one oval.*

strongly disagree

---

1

---

2

---

3

---

4

---

5

---

Strongly Agree

---

9. College had undertaken the various activities for the all round development of students \*

Mark only one oval.

Strongly Disagree

1

2

3

4

5

Strongly agree

10. You are willing to contribute for the development of college \*

Mark only one oval.

Strongly Disagree

1

2

3

4

5

Strongly agree

11. As a student, your grievances were properly handled. \*

Mark only one oval.

Strongly Disagree

1

2

3

4

5

Strongly agree

12. While studying in the college you were satisfied with the laboratories and equipments

\*

Mark only one oval.

Strongly Disagree

1

2

3

4

5

Strongly agree



13. While studying in the college you were satisfied with the library facilities \*

Mark only one oval.

Strongly Disagree

1

2

3

4

5

Strongly agree

14. While studying in the college you were satisfied with the sports and recreation facilities \*

Mark only one oval.

Strongly Disagree

1

2

3

4

5

Strongly agree

15. While studying in the college you were satisfied with the computer facilities \*

Mark only one oval.

Strongly Disagree

1

2

3

4

5

Strongly agree

16. While studying in the college you have obtained sufficient technical and theory knowledge \*

Mark only one oval.

Strongly Disagree

1

2

3

4

5

Strongly agree

17. As an alumni you were satisfied with the cooperation of teachers and support staff \*

Mark only one oval.

Strongly Disagree

1

2

3

4

5

Strongly agree

18. Education imparted in the college is useful and relevant to your present job \*

Mark only one oval.

Strongly Disagree

1

2

3

4

5

Strongly agree

19. At present, there is an improvement in laboratories and equipments \*

Mark only one oval.

Strongly Disagree

1

2

3

4

5

Strongly agree

20. At present, there is an improvement in library facilities \*

Mark only one oval.

Strongly Disagree

1

2

3

4

5

Strongly agree

21. At present, there is an improvement in the sports and recreation facilities \*

Mark only one oval.

Strongly Disagree

1

2

3

4

5

Strongly agree

22. At present, there is an improvement in the computer facilities \*

Mark only one oval.

Strongly Disagree

1

2

3

4

5

Strongly agree

23. Please mention your significant achievement during your college days

---

24. As an alumni how would you like to help the college

---

25. please provide your valuable suggestions for the development of the college

---

---

---

---

---



This content is neither created nor endorsed by Google.

## Google Forms

# Seth Kesarimal Porwal College of Arts & Science & Commerce Kamptee, Dist Nagpur

STUDENT SATISFACTION SURVEY(2022-23)

\* Indicates required question

---

1. Name of student \*

---

2. Contact Number \*

---

## 3. Class \*

*Mark only one oval.*

- B.A. i and ii sem
- B.A. iii and iv sem
- B.A. v and vi sem
- B.com i and ii sem
- B.com iii and iv sem
- B.com v and vi sem
- B.sc i and ii sem
- B.sc iii and iv sem
- B.sc v and vi sem
- B.Sc (IT) i and ii sem
- B.Sc. (IT) iii and iv sem
- B.Sc. (IT) v and vi sem
- M.A. sociology (i and ii sem)
- M.A.sociology (iii and iv sem)
- M.A. Ecomonmics (i and ii sem)
- M.A. Economics (iii and iv sem)
- M.com (i and ii sem)
- M.com (iii and iv sem)
- M.sc (IT) (i and ii sem)
- M.sc (IT) (iiii and iv sem)
- M.sc Chemistry (i and ii sem)
- M.sc Chemistry (iii and ivsem)
- M.sc Microbiology (i and ii sem)
- M.sc Microbiology (iii and ivsem)
- M.sc Computer Science (i and iisem)
- M.sc Computer Science (iii and ivsem)

Kindly select the appropriate option as per the following criteria

4. How much of syllabus was covered in the class ? \*

*Mark only one oval.*

- 85 to 100%
- 70 to 84%
- 55 to 69%
- 30 to 54%
- Below 30%

5. How well did the teachers prepare for the classes? \*

*Mark only one oval.*

- Thoroughly
- Satisfactorily
- Poorly
- Indifferently
- Won't teach at all

6. How well were the teachers able to communicate ? \*

*Mark only one oval.*

- Always Effective
- Someimes Effective
- Just Satisfactorily
- Generally ineffective
- Very poor communication

7. The teacher's approach to teaching can be best described as \*

*Mark only one oval.*

- Excellent
- Very Good
- Good
- Fair
- Poor

8. Fairness of the internal evaluation process by the teachers is \*

*Mark only one oval.*

- Always fair
- Usually fair
- Sometimes unfair
- Usually unfair
- Always unfair

9. Your performance in assignments was discussed with you \*

*Mark only one oval.*

- Everytime
- Usually
- Occasionally/ Sometimes
- Rarely
- Never

10. The institute takes interest in promoting internship, student exchange, field visit opportunities for students \*

*Mark only one oval.*

- Regularly
- Often
- Sometimes
- Rarely
- Never

11. The teaching and mentoring process in your institution facilitates you in cognitive, social and emotional growth \*

*Mark only one oval.*

- Significantly
- Very well
- Moderately
- Marginally
- Not at all

12. The institution provides multiple opportunities to learn and grow \*

*Mark only one oval.*

- Strongly agree
- Agree
- Neutral
- Disagree
- Strongly disagree

13. Teachers inform you about your expected competencies, course outcomes and programme outcomes \*

*Mark only one oval.*

- Every time
- Usually
- Occasionally/ sometimes
- Rarely
- Never

14. Your mentor does a necessary follow-up with an assigned task to you \*

*Mark only one oval.*

- Every time
- Usually
- Occasionally/ sometimes
- Rarely
- Never

15. The teacher illustrates the concepts through examples and application \*

*Mark only one oval.*

- Every time
- Usually
- Occasionally/ sometimes
- Rarely
- Never

16. The teacher identify your strength and encourage you by providing right level of challenge \*

*Mark only one oval.*

- Every time
- Usually
- Occasionally/ sometimes
- Rarely
- Never

17. The teachers are able to identify your weakness and help you to overcome them \*

*Mark only one oval.*

- Every time
- Usually
- Occasionally/ sometimes
- Rarely
- Never

18. The institution makes effort to engage students in monitoring, review and continuous quality improvement of teaching learning process \*

*Mark only one oval.*

- Every time
- Usually
- Occasionally/ sometimes
- Rarely
- Never



19. The institute/ teacher use students centric methods, such as experiential learning, participative learning and problem solving methodologies for enhancing learning experience \*

*Mark only one oval.*

- To a great extent
- Moderate
- some what
- very little
- Not at all

20. Teachers encourage you to participate in extracurricular activities \*

*Mark only one oval.*

- Strongly Agree
- Agree
- Neutral
- Disagree
- Strongly Disagree

21. Efforts are made by the institutions/teachers to develop Soft Skills, Life Skills and Employability Skills to make you ready for the world of work. \*

*Mark only one oval.*

- To a great extent
- Moderate
- Some what
- Very little
- Not at all

22. What percentatge of teachers use ICT tools such as LCD projector, multimedia, \*  
etc while teaching

*Mark only one oval.*

- Above 90%
- 70 to 89%
- 50 to 69%
- 30 to 49%
- Below 29%

23. The overall quality of teaching-learning process in your institiute is very good \*

*Mark only one oval.*

- Strongly agree
- Agree
- Neutral
- Disagree
- Strongly disagree

24. Give three observation/suggestions to improve the overall teaching-learning  
experience in your insititution

---

---

---

---

---

---

This content is neither created nor endorsed by Google.

Google Forms

## Analysis of Feedback Form 2017 – 2018

Three questionnaires were used for feedback of the students in the college for the session 2017 – 2018. In the first questionnaire student's opinion about the evaluation of the teachers is taken. In the second questionnaire teacher's scholastic preparation and performance is observed and in the third form the infrastructure and resources are discussed. In this process randomly total 230 respondents (students) were taken. The feedback forms are explained in the tabular form as below.

### Questionnaire I Evaluation of Teachers (figures in %)

S. No.	Parameter	Very Good	Good	Satisfactory	Unsatisfactory
1	Knowledge base of the Teacher	90	07	03	Nil
2	Sincerity/Commitment of the Teacher	08	90	02	Nil
3	Interest generated by Teacher	07	72	21	Nil
4	Accessibility of the Teacher in and out of the class	15	77	08	Nil
5	Ability to design quizzes / tests / examinations and projects to evaluate students understanding of the course	09	83	08	Nil
6	Overall rating	25.8	65.8	8.4	Nil

In the above table it is seen that total six parameters are observed to rate the different attributes of the teachers. Four point scales is used for evaluation. In the table overall rating given by the students for the different six parameters are as follows:

Very good - 25.8 %

Good - 65.8 %

Satisfactory - 8.4%

Unsatisfactory - Nil

It is seen that the students are satisfied with the knowledge base of the teachers in the college where as they are less satisfied with the interest generation of the teacher.

## Questionnaire II      Teachers Scholastic Preparation and Performance

Question	Options	Scale selected by the students (figures in %)			
		Option A	Option B	Option C	Option D
1. Was the course easy or difficult to understand?	A. Easy B. Manageable C. Difficult D. Very Difficult	03	40	45	12
2. How much of the syllabus was covered in the class?	A. 85 to 100 % B. 70 to 85 % C. 55 to 70 % D. less than 55 %	95	05	Nil	Nil
3. What is your opinion about the library material and facilities for the course?	A. more than adequate B. adequate C. inadequate D. very poor	Nil	40	44	16
4. To what extent were you able to get material for the prescribed readings?	A. easily B. with some difficulty C. not available at all D. with great difficulty	03	73	24	Nil
5. How well did the teacher prepare for the classes?	A. thorough B. satisfactorily C. poorly D. indifferently	15	85	Nil	Nil
6. How well was the teacher able to communicate?	A. always effective B. sometimes effective C. just satisfactorily D. generally ineffective	89	11	Nil	Nil
7. How far the teacher encourages students' participation in class?	A. mostly yes B. sometimes C. not at all D. always	91	05	04	Nil
8. If yes, which of the following methods were used?	A. encouraged to raise questions B. get involved in discussion in class C. encourage discussion outside class D. did not encourage	80	16	04	Nil
9. How helpful was the teacher in advising?	A. very helpful B. sometimes helpful C. not at all helpful D. did not advise	91	09	Nil	Nil
10. The teacher's approach can best be described as	A. always courteous B. sometimes rude C. always indifferent D. cannot say	82	04	02	12

11. Internal assessment was	A. always fair B. sometimes unfair C. usually unfair D. sometimes fair	93	07	Nil	Nil
12. What effect do you think the internal assessment will have on your course grade?	A. helps to improve B. discouraging C. no special effect D. sometimes effective	95	Nil	Nil	05
13. How often did the teacher provide feedback on your performances?	A. regularly / in time B. with helpful comment C. often / late D. without any comments	85	11	02	02
14. Were your assignments discussed with you?	A. Yes, fully B. Yes, partly C. not discussed at all D. sometimes discussed	72	23	Nil	05

The above table shows that 45 percent students replied that their course is difficult to understand. 95 percent students said that 85 to 100 percent course is covered in the class. 44 percent student said that library material and facilities for the course is inadequate. 73 percent student says that they get the prescribed reading material with some difficulty. Their opinion about the teacher's preparation for the class is satisfactory (85 percent). 89 percent said Communication of the teachers is always effective. Encouragement of the teachers for the students is 91 percent. 80 percent students said that teachers encourage the students to raise questions. 91 percent said teachers are very helpful in advising. The teachers are always courteous in the opinion of the 82 percent students. As per as internal assessment is considered it was always fair said 93 percent. 95 percent think that internal assessment helps to improve their course grade. 85 percent have opinion that teachers provide regular feedback on their performances. 72 percent students fully agreed with their teachers that they always discuss their assignment with them.

**Questionnaire III****Infrastructure and Resources (figures in %)**

S. No.	Parameter	Strongly Agree	Agree	Not Sure	Disagree	Strongly Disagree
1	Cooperation of office staff	Nil	81	05	14	Nil
2	Cooperation of library Staff	74	09	17	Nil	Nil
3	Online education resources in the Library	Nil	60	16	12	12
4	Internet facility in the Library	37	18	18	27	Nil
5	Availability of books & reading materials in the Library	83	03	04	06	04
6	Condition of equipment in the laboratory	81	06	02	08	03
7	Canteen facility	95	05	Nil	Nil	Nil
8	Common rooms	Nil	Nil	Nil	07	93
9	Cleanliness of washrooms	79	10	02	04	05
10	Cleanliness of classrooms	74	14	01	07	04
11	Green Campus	83	11	04	02	Nil
12	Clean drinking water	88	09	03	Nil	Nil
13	Functioning of NCC	97	03	Nil	Nil	Nil
14	Facilities for disabled person	Nil	Nil	06	03	91
15	Power Supply	73	12	03	12	Nil
16	Grievance and redressal	72	18	10	Nil	Nil
17	Functioning of NSS	91	05	04	Nil	Nil
18	Sports and Co-curricular activity	97	03	Nil	Nil	Nil

In this questionnaire related to college infrastructure and resources total 18 questions are included with five point scale. Table shows that students are strongly agree and satisfied with the canteen facility, NCC and NSS unit of the college. They are also satisfied with the opportunities of sports and co-curricular activities. Whereas students are dissatisfied with the facilities of separate common rooms for boys and girls. They also disagree with the college building which is less accessible to disabled students.

# Seth Kesarimal Porwal College of Arts & Science & Commerce, Kamptee

## Feedback Analysis 2018 – 2019

### Analysis of Student Feedback

Three questionnaires were used for feedback of the students in the college for the session 2018 – 2019. In the first questionnaire student's opinion about the evaluation of the teachers is taken. In the second questionnaire teacher's scholastic preparation and performance is observed and in the third form the infrastructure and resources are discussed. In this process randomly total 240 respondents (students) were taken. The feedback forms are explained in the tabular form as below.

#### Questionnaire I Evaluation of Teachers (figures in %)

S. No.	Parameter	Very Good	Good	Satisfactory	Unsatisfactory
1	Knowledge base of the Teacher	85	07	08	Nil
2	Sincerity/Commitment of the Teacher	08	90	02	Nil
3	Interest generated by Teacher	08	84	08	Nil
4	Accessibility of the Teacher in and out of the class	22	70	08	Nil
5	Ability to design quizzes / tests / examinations and projects to evaluate students understanding of the course	10	83	07	Nil
6	Overall rating	27	63	10	Nil

In the above table it is seen that total six parameters are observed to rate the different attributes of the teachers. Four point scales is used for evaluation. In the table overall rating given by the students for the different six parameters are as follows:

Very good - 27 %

Good - 63 %

Satisfactory - 10%

Unsatisfactory - Nil

It is seen that the students are satisfied with the knowledge base of the teachers in the college where as they are less satisfied with the interest generation of the teacher.

### Questionnaire II Teachers Scholastic Preparation and Performance

Question	Options	Scale selected by the students (figures in %)			
		Option A	Option B	Option C	Option D
1. Was the course easy or difficult to understand?	A. Easy B. Manageable C. Difficult D. Very Difficult	Nil	52	42	06
2. How much of the syllabus was covered in the class?	A. 85 to 100 % B. 70 to 85 % C. 55 to 70 % D. less than 55 %	90	05	04	01
3. What is your opinion about the library material and facilities for the course?	A. more than adequate B. adequate C. inadequate D. very poor	Nil	50	44	06
4. To what extent were you able to get material for the prescribed readings?	A. easily B. with some difficulty C. not available at all D. with great difficulty	03	71	24	02
5. How well did the teacher prepare for the classes?	A. thorough B. satisfactorily C. poorly D. indifferently	15	85	Nil	Nil
6. How well was the teacher able to communicate?	A. always effective B. sometimes effective C. just satisfactorily D. generally ineffective	80	11	08	01
7. How far the teacher encourages students' participation in class?	A. mostly yes B. sometimes C. not at all D. always	87	08	04	01
8. If yes, which of the following methods were used?	A. encouraged to raise questions B. get involved in discussion in class C. encourage discussion outside class D. did not encourage	80	15	04	01
9. How helpful was the teacher in advising?	A. very helpful B. sometimes helpful C. not at all helpful D. did not advise	91	09	Nil	Nil



10. The teacher's approach can best be described as	A. always courteous B. sometimes rude C. always indifferent D. cannot say	82	04	02	12
11. Internal assessment was	A. always fair B. sometimes unfair C. usually unfair D. sometimes fair	90	07	03	Nil
12. What effect do you think the internal assessment will have on your course grade?	A. helps to improve B. discouraging C. no special effect D. sometimes effective	87	04	06	03
13. How often did the teacher provide feedback on your performances?	A. regularly / in time B. with helpful comment C. often / late D. without any comments	84	11	03	02
14. Were your assignments discussed with you?	A. Yes, fully B. Yes, partly C. not discussed at all D. sometimes discussed	72	23	Nil	05

The analysis of the above table is given as under. From above table it is clear that 42 percent students replied that their course is difficult to understand. It can also be observed that 90 percent students said that 85 to 100 percent course is covered in the class. The analysis also found that 44 percent student said that library material and facilities for the course is inadequate. 71 percent student says that they get the prescribed reading material with some difficulty. Their opinion about the teacher's preparation for the class is satisfactory. 80 percent respondents believed that Communication of the teachers is always effective. Encouragement of the teachers for the students is 87 percent. 80 percent students said stated teachers encourage the students to raise questions. 81 percent said teachers are very helpful in advising. The teachers are always courteous in the opinion of the 82 percent students. As per as internal assessment is considered it was always fair said 90 percent. 90 percent think that internal assessment helps to improve their course grade. It was found that 85 percent have opinion that teachers provide regular feedback on their performances. It is clear that 72 percent students fully agreed with their teachers that they always discuss their assignment with them.

**Questionnaire III****Infrastructure and Resources (figures in %)**

S. No.	Parameter	Strongly Agree	Agree	Not Sure	Disagree	Strongly Disagree
1	Cooperation of office staff	Nil	81	05	14	Nil
2	Cooperation of library Staff	74	09	17	Nil	Nil
3	Online education resources in the Library	Nil	40	26	12	12
4	Internet facility in the Library	37	18	18	27	Nil
5	Availability of books & reading materials in the Library	83	03	04	06	04
6	Condition of equipment in the laboratory	78	06	02	10	04
7	Canteen facility	85	15	Nil	Nil	Nil
8	Common rooms	Nil	Nil	Nil	07	93
9	Cleanliness of washrooms	79	10	02	04	05
10	Cleanliness of classrooms	74	14	01	07	04
11	Green Campus	83	11	04	02	Nil
12	Clean drinking water	88	09	03	Nil	Nil
13	Functioning of NCC	97	03	Nil	Nil	Nil
14	Facilities for disabled person	Nil	Nil	06	03	91
15	Power Supply	73	12	03	12	Nil
16	Grievance and redressal	72	18	10	Nil	Nil
17	Functioning of NSS	91	05	04	Nil	Nil
18	Sports and Co-curricular activity	97	03	Nil	Nil	Nil

In this questionnaire related to college infrastructure and resources total 18 questions are included with five point scale. The library is well equipped but there is scope online study material for students. Table shows that students are strongly agree and satisfied with the canteen facility, NCC and NSS unit of the college. They are also satisfied with the opportunities of sports and co-curricular activities. Whereas students are dissatisfied with the facilities of separate common rooms for boys and girls. They also disagree with the college building which is less accessible to disabled students.

## Analysis of Teacher Feedback

The questionnaire was used to collect feedback of the teachers for the session 2018 – 2019. The questionnaire has questions regarding various facilities provided by the college and the overall environment in the college. In this process total 25 respondents (teachers) were taken. The feedback forms are explained in the tabular form as below.

### Responses from teachers (figures in %)

S. No.	Parameter	Strongly Agree	Agree	Neutral	Disagree	Strongly Disagree
1	The objectives of syllabus is clearly defined and clear to students and teachers	94	02	02	01	01
2	The books/journals prescribed as listed material are relevant and cover entire syllabus	84	06	02	05	03
3	The prescribe books are available in library in sufficient manner	87	03	10	Nil	Nil
4	The environment in the college is conducive for research and teaching	40	40	10	02	08
5	The administration is teacher friendly	86	04	07	03	Nil
6	ICT facilities provided by the college are sufficient	81	09	03	05	02
7	Separate space in the college canteen is available for the students	87	03	04	06	Nil
8	Classroom/ toilets are cleaned	54	06	15	10	15
9	The college provides adequate opportunities and support to faculty members for updating their skills and qualification	75	20	03	02	Nil

In the above table it is seen that total ten parameters are observed to rate the different attributes of the college. five point scales is used for evaluation. In the table overall rating given by the students for the different six parameters are as follows:

Excellent	-	76.44%
Very Good	-	10.33 %
Good	-	6.22%
Average	-	3.77%
Poor	-	3.22%

The common observation arise out of data collection is that the college teachers are satisfied with the facilities provided by the college.

## Analysis of Parents Feedback

The questionnaire was used for feedback of the parents in the college for the session 2018 – 2019. The questionnaire has questions regarding various facilities provided by the college and the overall environment in the college. In this process randomly total 100 respondents (parents) were taken. The feedback forms are explained in the tabular form as below.

**Questionnaire                      Evaluation of College (figures in %)**

S. No.	Parameter	Excellent	Very Good	Good	Average	Poor
1	Ambience of the college	85	07	06	02	Nil
2	The college environment is favorable for the overall development of the student.	08	85	02	05	Nil
3	Admission procedure	74	6	16	04	Nil
4	Academic Discipline	08	81	09	02	Nil
5	Examination system	04	83	07	03	Nil
6	Infrastructure and lab facilities	19	63	10	08	Nil
7	Learning resources like library, internet and computers	58	24	04	14	Nil
8	Work culture	71	08	11	10	Nil
9	Canteen facility	83	09	06	02	Nil
10	Sports and cultural activities	90	01	05	04	Nil
11	NSS & NCC activities	78	06	12	04	Nil
12	Security Arrangement	84	01	14	01	Nil
13	Counseling facility	71	15	04	10	Nil

In the above table it is seen that total thirteen parameters are observed to rate the different attributes of the college. five point scales is used for evaluation. In the table overall rating given by the students for the different six parameters are as follows:

Excellent	-	64.38 %
Very Good	-	30 %
Good	-	5.30%
Average	-	Nil
Poor	-	Nil

It is seen that the parents are satisfied with the overall environment/ work culture of the college.

## Analysis of Alumni Feedback

The questionnaire was used to collect feedback of the alumni from college for the session 2018 – 2019. The questionnaire has questions regarding various facilities provided by the college and the overall environment in the college. In this process randomly total 25 respondents (alumni) were taken. The feedback forms are explained in the tabular form as below.

### Responses from alumni (figures in %)

S. No.	Parameter	Excellent	Very Good	Good	Average	Poor
1	Proud to be an alumnus	80	10	06	03	01
2	The Courses learned is linked with your current job	08	85	02	05	Nil
3	Infrastructure & Laboratory Facilities	74	6	16	04	Nil
4	Library Facilities	80	09	09	02	Nil
5	Canteen Facilities	04	79	07	03	02
6	Faculty members	81	09	03	05	02
7	Non teaching staff members	58	24	04	14	Nil
8	Educational resources	71	08	11	10	Nil
9	Admission process	75	20	03	02	Nil
10	Overall rating of the college	76	12	04	06	02

In the above table it is seen that total ten parameters are observed to rate the different attributes of the college. five point scales is used for evaluation. In the table overall rating given by the students for the different six parameters are as follows:

Excellent - 60.07 %

Very Good - 26.02 %

Good - 6.50%

Average - 5.40%

Poor - 2.01%

While asked about the whether the alumni will able to help college regarding placement of students, project work and internship most of them was eager to help.

The last point in the questionnaire was about the suggestions. The suggestions received from the alumina were as follows

- ❖ To register the alumni association
- ❖ Alumni should take keen interest in increasing employment of our college students
- ❖ The alumni meeting should be held at least twice a year.
- ❖ All the programs of Ex- students must be held under the banner of Alumni Association.

It is seen that the alumni are satisfied with the overall environment/ work culture of the college.





Shikshan Prasarak Mandal, Kamptee's

**Seth Kesarimal Porwal College of Arts & Science & Commerce, Kamptee – 441 001**

Affiliated to RTM Nagpur University, Nagpur, Maharashtra

NAAC Accredited with 'A' Grade

Website: [www.skpckamptee.org](http://www.skpckamptee.org)

E-mail : [iqac.skpc@gmail.com](mailto:iqac.skpc@gmail.com); [principal@skpckamptee.org](mailto:principal@skpckamptee.org)

## Internal Quality Assurance Cell (IQAC)

**Dr. M. B. Bagade**  
Principal

**Dr. P. R. Dhongle**  
Coordinator

Date: 14 / 12 / 2020

### Feedback Analysis 2019 – 2020

#### Analysis of Student Feedback Form 2019 – 2020

Three questionnaires were used for feedback of the students in the college for the session 2019 – 2020. In the first questionnaire student's opinion about the evaluation of the teachers is taken. In the second questionnaire teacher's scholastic preparation and performance is observed and in the third form the infrastructure and resources are discussed. In this process randomly total 262 respondents (students) were taken. The feedback forms are explained in the tabular form as below.

#### Questionnaire I

#### Evaluation of Teachers (figures in %)

S. No.	Parameter	Very Good	Good	Satisfactory	Unsatisfactory
1	Knowledge base of the Teacher	90	02	08	Nil
2	Sincerity/Commitment of the Teacher	04	94	02	Nil
3	Interest generated by Teacher	18	79	03	Nil
4	Accessibility of the Teacher in and out of the class	12	80	08	Nil
5	Ability to design quizzes / tests / examinations and projects to evaluate students understanding of the course	10	83	07	Nil
6	Overall rating	35	63	02	Nil

In the above table it is seen that total six parameters are observed to rate the different attributes of the teachers. Four point scales is used for evaluation. In the table overall rating given by the students for the different six parameters are as follows:

Very good	-	35%
Good	-	63 %
Satisfactory	-	02%
Unsatisfactory	-	Nil

It is seen that the students are satisfied with the knowledge base of the teachers in the college where as they are less satisfied with the interest generation of the teacher.

### Questionnaire II Teachers Scholastic Preparation and Performance

Question	Options	Scale selected by the students (figures in %)			
		Option A	Option B	Option C	Option D
1. Was the course easy or difficult to understand?	A. Easy B. Manageable C. Difficult D. Very Difficult	Nil	68	30	02
2. How much of the syllabus was covered in the class?	A. 85 to 100 % B. 70 to 85 % C. 55 to 70 % D. less than 55 %	90	05	04	01
3. What is your opinion about the library material and facilities for the course?	A. more than adequate B. adequate C. inadequate D. very poor	Nil	44	44	12
4. To what extent were you able to get material for the prescribed readings?	A. easily B. with some difficulty C. not available at all D. with great difficulty	03	71	24	02
5. How well did the teacher prepare for the classes?	A. thorough B. satisfactorily C. poorly D. indifferently	11	85	04	Nil
6. How well was the teacher able to communicate?	A. always effective B. sometimes effective C. just satisfactorily D. generally ineffective	80	11	08	01

7. How far the teacher encourages students' participation in class?	A. mostly yes B. sometimes C. not at all D. always	85	10	04	01
8. If yes, which of the following methods were used?	A. encouraged to raise questions B. get involved in discussion in class C. encourage discussion outside class D. did not encourage	80	15	04	01
9. How helpful was the teacher in advising?	A. very helpful B. sometimes helpful C. not at all helpful D. did not advise	91	02	07	Nil
10. The teacher's approach can best be described as	A. always courteous B. sometimes rude C. always indifferent D. cannot say	82	04	02	12
11. Internal assessment was	A. always fair B. sometimes unfair C. usually unfair D. sometimes fair	87	07	06	Nil
12. What effect do you think the internal assessment will have on your course grade?	A. helps to improve B. discouraging C. no special effect D. sometimes effective	87	03	06	04
13. How often did the teacher provide feedback on your performances?	A. regularly / in time B. with helpful comment C. often / late D. without any comments	79	11	08	02
14. Were your assignments discussed with you?	A. Yes, fully B. Yes, partly C. not discussed at all D. sometimes discussed	75	20	Nil	05

The analysis of the above table is given as under. From above table it is clear that 30 percent students replied that their course is difficult to understand. It can also be observed that 90 percent students said that 85 to 100 percent course is covered in the class. The analysis also found that 44 percent student said that library material and facilities for the course is inadequate. 71 percent student says that they get the prescribed reading material with some difficulty. Their opinion about the teacher's preparation for the class is satisfactory. 85 percent respondents believed that

communication of the teachers is always effective. Encouragement of the teachers for the students is 80 percent. 91 percent students stated that teachers encourage the students to raise questions. 81 percent said teachers are very helpful in advising. The teachers are always courteous in the opinion of the 82 percent students. As per as internal assessment is considered it was always fair said 87 percent. 87 percent think that internal assessment helps to improve their course grade. It was found that 79 percent have opinion that teachers provide regular feedback on their performances. It is clear that 75 percent students fully agreed with their teachers that they always discuss their assignment with them.

### Questionnaire III

### Infrastructure and Resources (figures in %)

S. No.	Parameter	Strongly Agree	Agree	Not Sure	Disagree	Strongly Disagree
1	Cooperation of office staff	Nil	80	05	15	Nil
2	Cooperation of library Staff	74	06	20	Nil	Nil
3	Online education resources in the Library	Nil	40	26	10	14
4	Internet facility in the Library	37	18	18	27	Nil
5	Availability of books & reading materials in the Library	80	03	04	06	07
6	Condition of equipment in the laboratory	78	06	02	10	04
7	Canteen facility	92	08	Nil	Nil	Nil
8	Common rooms	Nil	Nil	Nil	07	93
9	Cleanliness of washrooms	79	10	02	04	05
10	Cleanliness of classrooms	74	14	01	07	04
11	Green Campus	83	11	04	02	Nil
12	Clean drinking water	88	09	03	Nil	Nil
13	Functioning of NCC	97	03	Nil	Nil	Nil
14	Facilities for disabled person	Nil	Nil	06	03	91
15	Power Supply	66	22	00	12	Nil
16	Grievance and redressel	72	18	10	Nil	Nil
17	Functioning of NSS	96	02	04	Nil	Nil
18	Sports and Co-curricular activity	97	03	Nil	Nil	Nil

In this questionnaire related to college infrastructure and resources total 18 questions are included with five point scale. The library is well equipped but there is scope online study material for students. Table shows that students are strongly agree and satisfied with the canteen facility, NCC and NSS unit of the college. They are also satisfied with the opportunities of sports and co-curricular activities. Whereas students are dissatisfied with the facilities of separate common rooms for boys and girls. They also disagree with the college building which is less accessible to disabled students.

### **Analysis of Teacher Feedback Form 2019 – 2020**

The questionnaire was used to collect feedback of the teachers for the session 2019 – 2020. The questionnaire has questions regarding various facilities provided by the college and the overall environment in the college. In this process total 42 respondents (teachers) have given their opinion. The feedback forms are explained in the tabular form as below.

#### **Responses from teachers (figures in %)**

S. No.	Parameter	Strongly Agree	Agree	Neutral	Disagree	Strongly Disagree
1	The objectives of syllabus is clearly defined and clear to students and teachers	96	02	02	00	00
2	The books/journals prescribed as listed material are relevant and cover entire syllabus	86	06	02	05	01
3	The prescribe books are available in library in sufficient manner	87	03	10	Nil	Nil
4	The environment in the college is conducive for research and teaching	60	20	10	10	08
5	The administration is teacher friendly	86	04	07	03	Nil
6	ICT facilities provided by the college are sufficient	87	06	03	04	Nil
7	Separate space in the college canteen is available for the students	87	03	04	06	Nil

8	Classroom/ toilets are cleaned	54	06	15	10	15
9	The college provides adequate opportunities and support to faculty members for updating their skills and qualification	75	20	03	02	Nil

In the above table it is seen that total ten parameters are observed to rate the different attributes of the college. Five point scales is used for evaluation. In the table overall rating given by the students for the different six parameters are as follows:

Excellent	-	79.77%
Very Good	-	7.54 %
Good	-	6.22%
Average	-	4.24%
Poor	-	2.23%

The common observation arise out of data collection is that the college teachers are satisfied with the facilities provided by the college.

### **Analysis of Parents Feedback Form 2019 – 2020**

The questionnaire was used for feedback of the parents in the college for the session 2019 – 2020. The questionnaire has questions regarding various facilities provided by the college and the overall environment in the college. In this process randomly total 129 respondents (parents) were taken. The feedback forms are explained in the tabular form as below.

#### **Questionnaire Evaluation of College (figures in %)**

S. No.	Parameter	Excellent	Very Good	Good	Average	Poor
1	Ambience of the college	84	07	06	03	Nil
2	The college environment is favorable for the overall development of the student.	08	88	02	02	Nil

3	Admission procedure	74	06	16	04	Nil
4	Academic Discipline	09	81	09	01	Nil
5	Examination system	04	83	07	06	Nil
6	Infrastructure and lab facilities	19	63	10	08	Nil
7	Learning resources like library, internet and computers	58	24	04	14	Nil
8	Work culture	66	09	11	14	Nil
9	Canteen facility	75	05	18	02	Nil
10	Sports and cultural activities	90	01	05	04	Nil
11	NSS & NCC activities	78	06	12	03	01
12	Security Arrangement	96	01	03	00	Nil
13	Counseling facility	71	15	04	10	Nil

In the above table it is seen that total thirteen parameters are observed to rate the different attributes of the college. Five point scales is used for evaluation. In the table overall rating given by the students for the different six parameters are as follows:

Excellent	-	66.64%
Very Good	-	30.38 %
Good	-	2.98%
Average	-	Nil
Poor	-	Nil

It is seen that the parents are satisfied with the overall environment/ work culture of the college.

## Analysis of Alumni Feedback Form 2019 – 2020

The questionnaire was used to collect feedback of the alumni from college for the session 2019 – 2020. The questionnaire has questions regarding various facilities provided by the college and the overall environment in the college. In this process randomly total 32 respondents (alumni) were taken. The feedback forms are explained in the tabular form as below.

### Responses from alumni (figures in %)

S. No.	Parameter	Excellent	Very Good	Good	Average	Poor
1	Proud to be an alumnus	86	10	04	00	00
2	The Courses learned is linked with your current job	04	86	05	05	Nil
3	Infrastructure & Laboratory Facilities	74	06	16	04	Nil
4	Library Facilities	80	02	06	02	Nil
5	Canteen Facilities	04	79	07	03	02
6	Faculty members	77	10	03	10	02
7	Non teaching staff members	58	24	04	14	Nil
8	Educational resources	71	08	11	10	Nil
9	Admission process	75	20	03	02	Nil
10	Overall rating of the college	76	12	04	06	02

In the above table it is seen that total ten parameters are observed to rate the different attributes of the college. Five point scales is used for evaluation. In the table overall rating given by the students for the different six parameters are as follows:



Excellent	-	60.5%
Very Good	-	25.07 %
Good	-	6.50%
Average	-	5.60%
Poor	-	2.33%

While asked about the whether the alumni will able to help college regarding placement of students, project work and internship most of them was eager to help.

The last point in the questionnaire was about the suggestions. The suggestions received from the alumina were as follows

- ❖ To register the alumni association.
- ❖ Alumni should take keen interest in increasing job opportunities.
- ❖ The alumni meeting should be held at regular interval.
- ❖ Alumni should help students to become entrepreneur.
- ❖ All the programs of Ex- students must be held under the banner of Alumni Association.

It is seen that the alumni are satisfied with the overall environment / work culture of the college.

  
**Co-ordinator**  
**IQAC**  
**Seth Kesarimal Porwal College**  
**of Arts & Science & Commerce**  
**Kamptee**



  
**Principal**  
**Seth Kesarimal Porwal College of**  
**Arts & Science & Commerce, Kamptee**



Shikshan Prasarak Mandal, Kamptee's

**Seth Kesarimal Porwal College of Arts & Science & Commerce, Kamptee – 441 001**

Affiliated to RTM Nagpur University, Nagpur, Maharashtra

NAAC Accredited with 'A' Grade

Website: [www.skpckamptee.org](http://www.skpckamptee.org)

E-mail : [iqac.skpc@gmail.com](mailto:iqac.skpc@gmail.com); [principal@skpckamptee.org](mailto:principal@skpckamptee.org)

## Internal Quality Assurance Cell (IQAC)

**Dr. M. B. Bagade**  
Principal

**Dr. P. R. Dhongle**  
Coordinator

Date: 21 / 12 / 2021

### Feedback Analysis 2020 – 2021

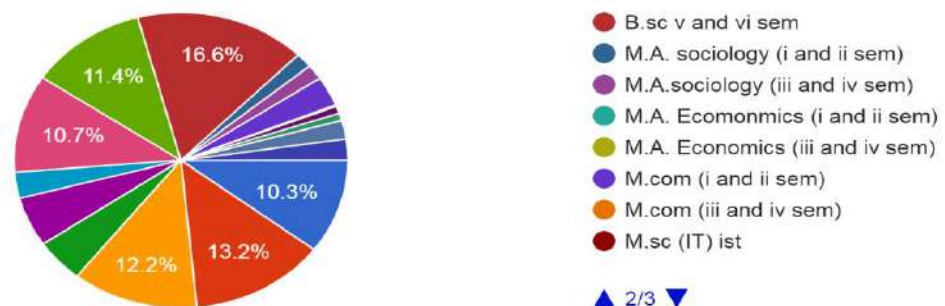
#### Analysis of Student Feedback Form 2020 – 2021

The feedback of students for the session 2020-21 was taken by the feedback committee. For this purpose an open ended questionnaire was prepared. The feedback contained twenty three statements which students had to respond to. Total seven hundred and thirty seven respondents have responded to this questionnaire. The detailed analysis of this questionnaire is as under:

The first three points were Email, Name and Contact Number. The next question was about the class in which students study. Students have to select the correct option from the drop down list. The response is shown in the following pie diagram.

Class

737 responses

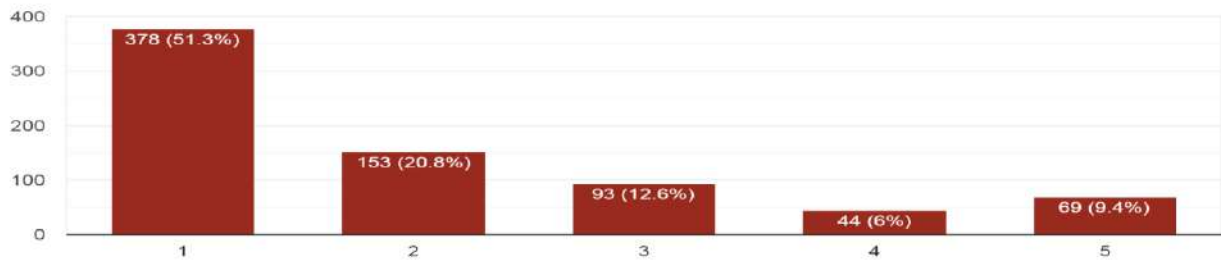


It is visible that one hundred and twenty two students were from B. Sc. Sem. V and VI. Ninety students were from B. A. Sem. V and VI. While 13.2 % of the students were from B. A. Sem. III and IV; and 11.4 % students were from B.Sc. Sem. I and II. Forty students were from B. Com. Sem. III and IV. All the post graduate students responded to said feedback.

The next statement was the name of the teacher. All the permanent teachers, Adhoc as well as contributory teachers feedback was duly received. The next statement which students have to

respond on likert scale is feedback on “The teacher covers the entire syllabus”. The response of this statement is as under

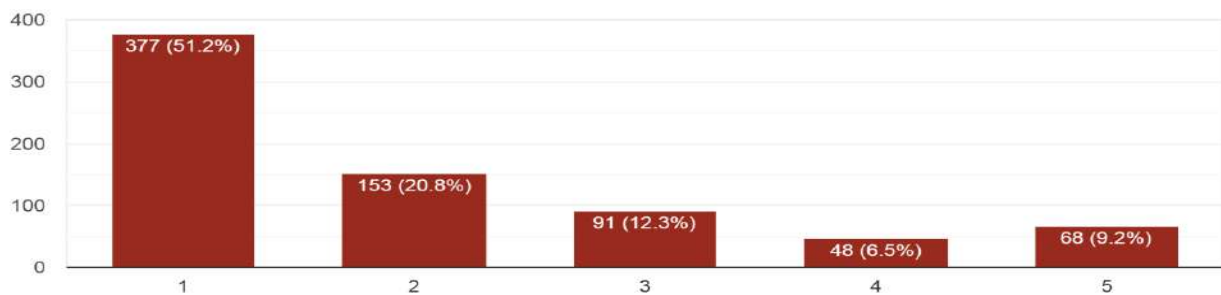
The teacher covers the entire syllabus  
737 responses



It is clear that three hundred and seventy eight respondents strongly agree with the statement while least 9.4 % strongly disagree with the statement. 12.6 % of respondents have a neutral opinion over it.

The next statement which respondents have to respond to five point likert scale was about syllabus knowledge and the communication. The following graph shows the response of the said statement.

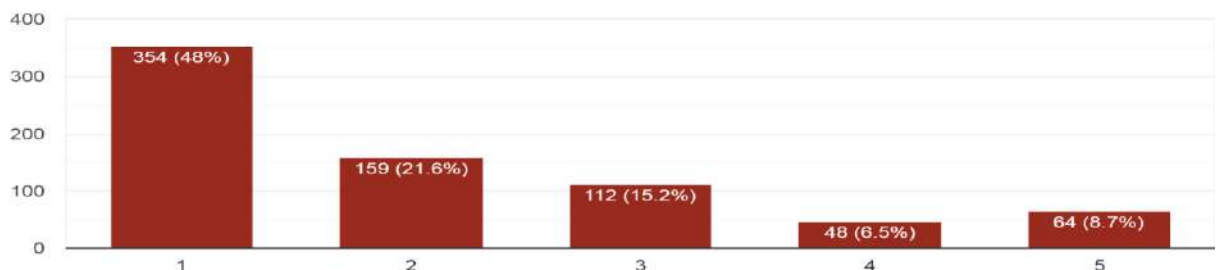
The teacher has deep knowledge of syllabus and communicates it clearly  
737 responses



Three hundred and seventy seven students have strongly agreed with the statement. While 20.8% agreed with the statement. Sixty eight respondents strongly disagreed with the statement.

The next statement was about whether the teacher while teaching encourages students. The response to this is shown in following graph

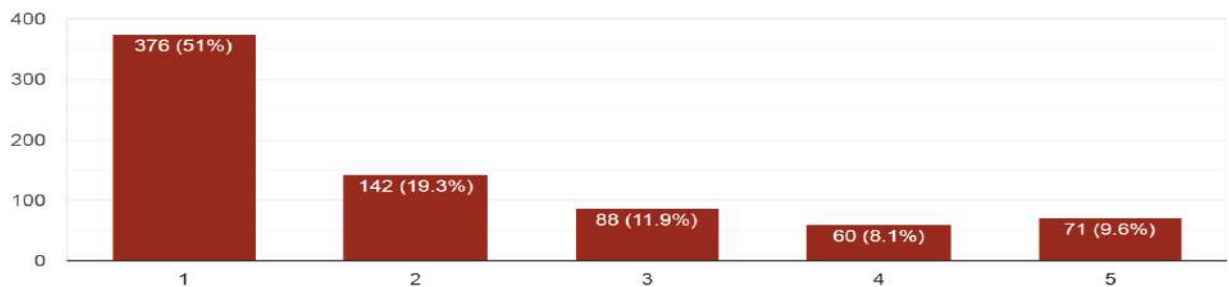
Teachers inspires me while teaching  
737 responses



It is clear that three hundred and fifty four respondents strongly agreed with the statement. While 21.6% responses agreed with the statement. Only sixty four respondents strongly disagreed with the statement.

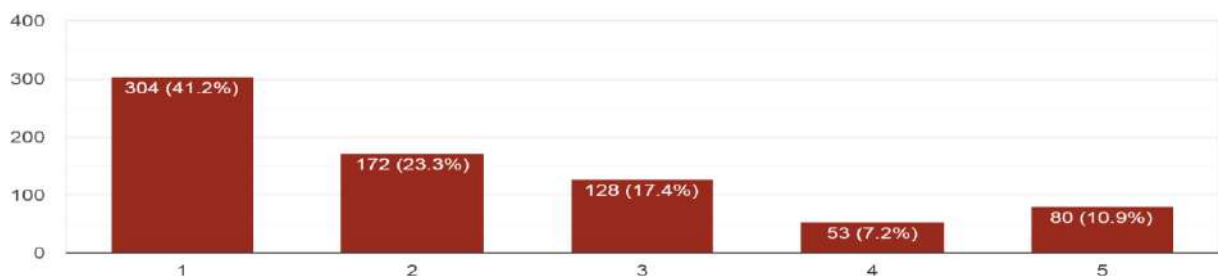
The next statement was “Teacher is punctual to the class and completes the course”. Response received is as under

Teacher is punctual to the class and completes the course  
737 responses



More than fifty one percent of students strongly agree with the statement. While one hundred and forty two students agree with the statement where as seventy one respondents strongly disagreed with the statement.

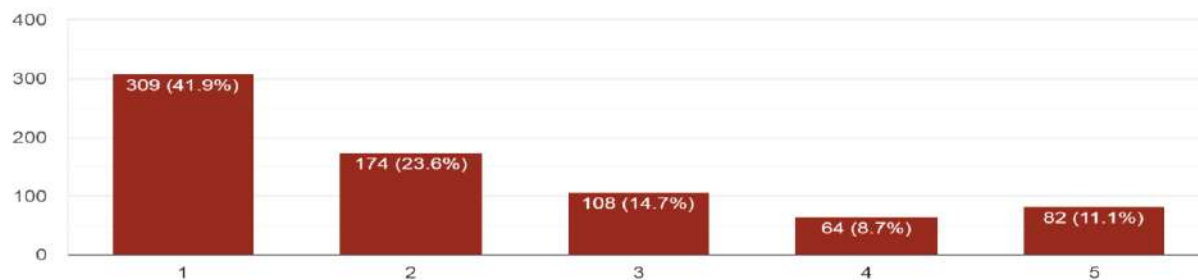
The teacher provides guidance/counseling in academic and non-academic matters in/out side the class  
737 responses



The above graph shows the response of students to the statement “The teacher provides guidance/counselling in academic and non-academic matters in/outside the class”. It is clear that three hundred and four students strongly agreed with the statement. While one hundred and seventy two agree with the statement. Eighty students strongly disagreed with the statement.

The use of modern technology like PowerPoint presentations, handouts are always welcomed by the students. The student response to this is as under

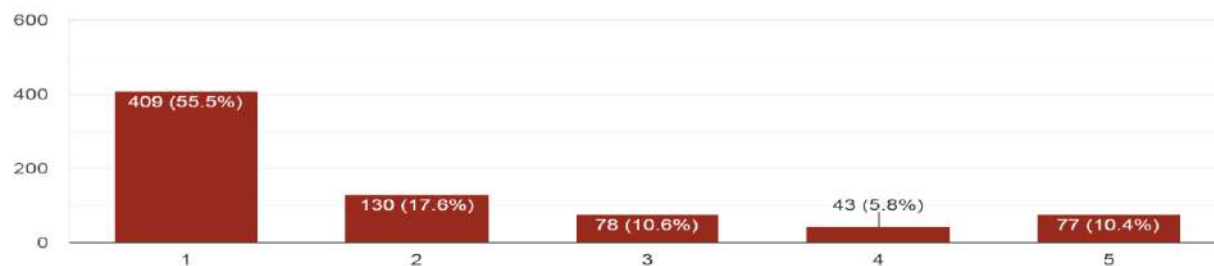
The teacher uses modern teaching aids/gadgets, handouts, suggestion of references, PPT, web-resources (Any other)  
737 responses



It is clear that three hundred and nine students strongly agreed with the statement. While one hundred and seventy four respondents agreed with the statement where as eighty two students strongly disagreed with the statement.

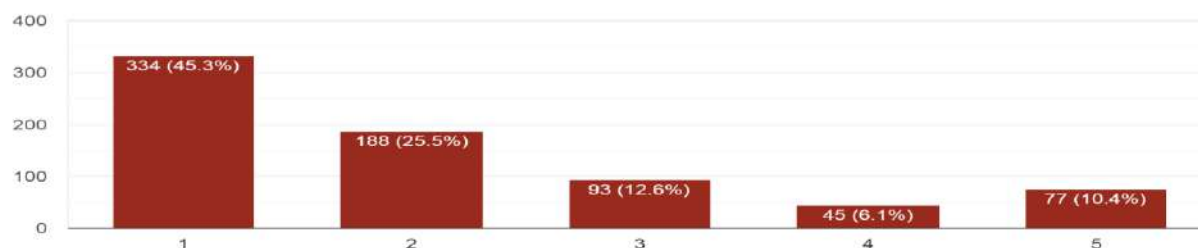
The attitude of teachers towards students was questioned in the next statement. The response is as under

The teacher's attitude toward the students is friendly and helpful  
737 responses



In this responses 55.5 % students strongly agree that teachers' attitude towards them is friendly and helpful. Seventy eight students have a neutral view on this. Whereas seventy seven students strongly disagreed with the statement.

Teacher undertakes Periodical assessments as per schedule  
737 responses

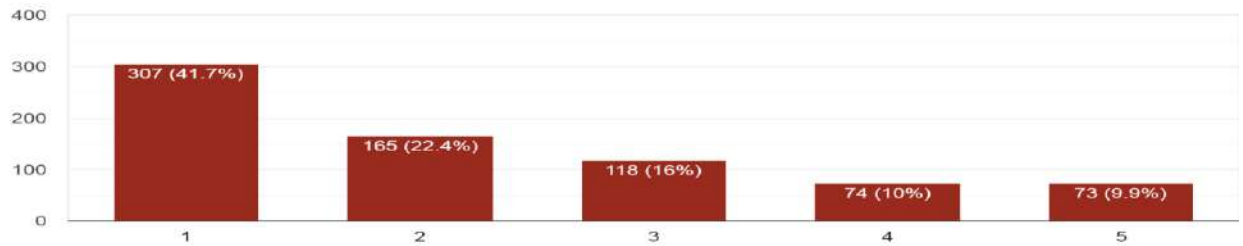


The periodical assessments are taken in the form of class tests, examination, assignments etc. The response shows that 45.3% of respondents strongly agreed with the statement. 25.5 % of

respondents agreed with the statement. 10.4 % of respondents strongly disagreed with the statement.

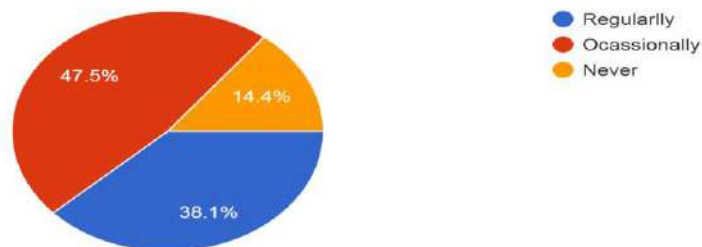
The non-traditional methods like quizzes, seminars, assignments, classroom presentations create a great deal of interest among students. Hence, the next statement was about it. The response is as under

The teacher uses non-traditional methods of evaluation like Quiz, Seminars, Assignments,Class room presentation/participation(Any other)  
737 responses



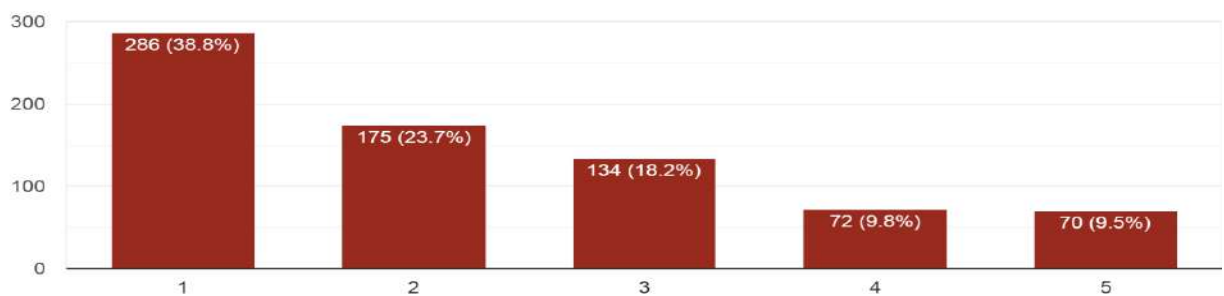
It is clear that three hundred and seven responses strongly agreed with the statement and 22.4 % respondents agree with the statement. While seventy three strongly disagreed with the statement. The library is an integral part of any institute. The frequency of visits to the library is judged in the next statement. It is clear that 38.1% regularly visit the library. 47.5 % occasionally visit the library. One hundred and six students reported that they never visit the library.

How often do you visit the Library  
737 responses



The availability of books in the library is judged in the next statement. The response is as under

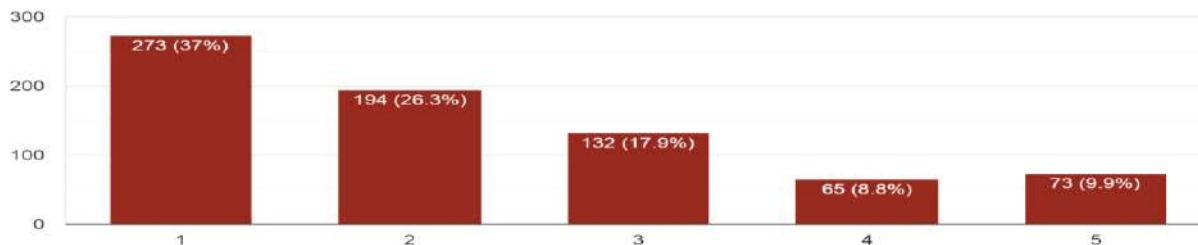
The required number of books in your Subject are available in the Library  
737 responses



Two hundred and eighty six students strongly agreed with the statement and one hundred and seventy five students agreed with the statement. While seventy students strongly disagreed with the statement.

Respondents opinion on the availability of reading space in the library is shown as under

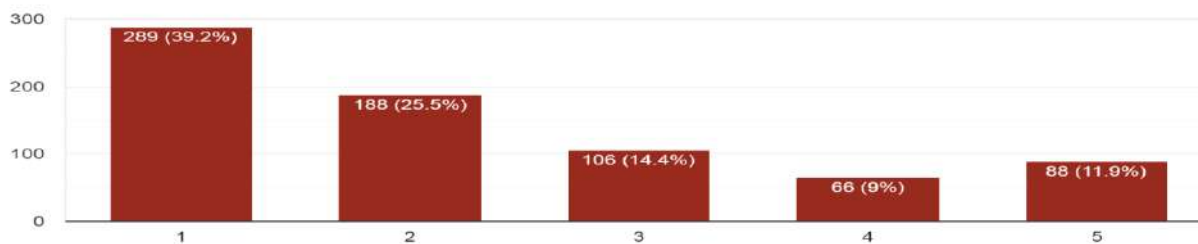
The library has adequate reading space.  
737 responses



It is clear that two hundred and seventy three respondents strongly agreed with the statement. After that one hundred and ninety four students agreed with the statement. While seventy three responses strongly disagreed with the statement.

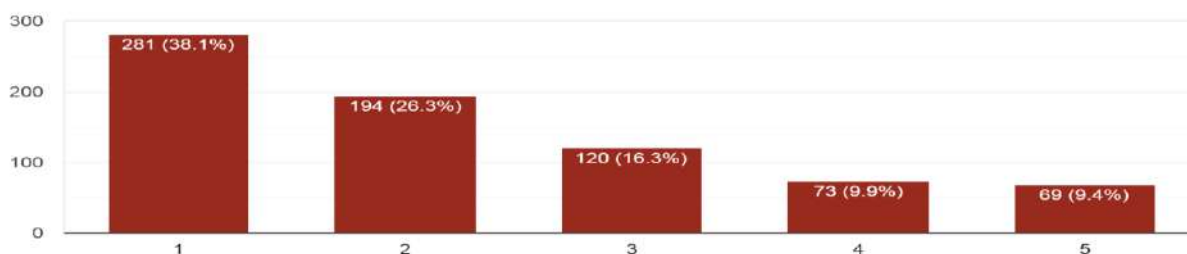
The cooperation offered by the library staff is judged in the next statement.

Libraray staff is cooperative and helpful  
737 responses



The response shows that two hundred and eighty nine students strongly agreed with the statement. One hundred and eighty eight students agreed with the statement. While 11.9% strongly disagreed with the statement.

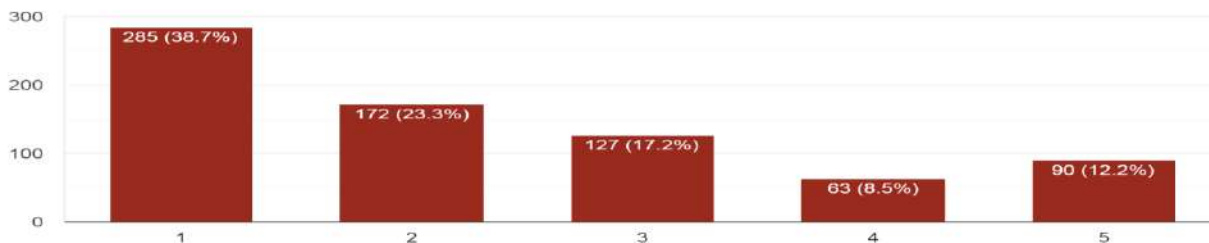
Office staff is helpful in administrative matters  
737 responses



The opinion of respondents on the working of office staff is judged in the next statement. The above graph shows that two hundred and eighty one respondents strongly agreed with the statement and 26.3% of respondents agreed with the statement. While one hundred and twenty have neutral opinions about it.

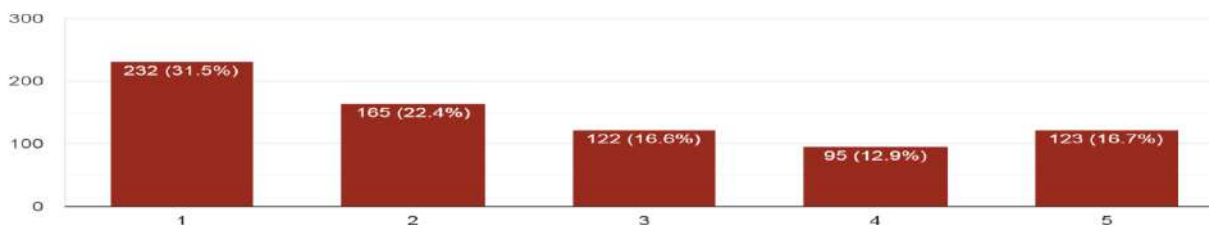
The next statement was “The classrooms are cleaned regularly”. The response shows that 38.7 % strongly agreed with the statement and 23.3 % agreed with the statement. While ninety student respondents have strongly disagreed with the statement.

The classromms are cleaned regularly  
737 responses



In the next statement an opinion on the cleanliness of the toilet was sought. The response is as under

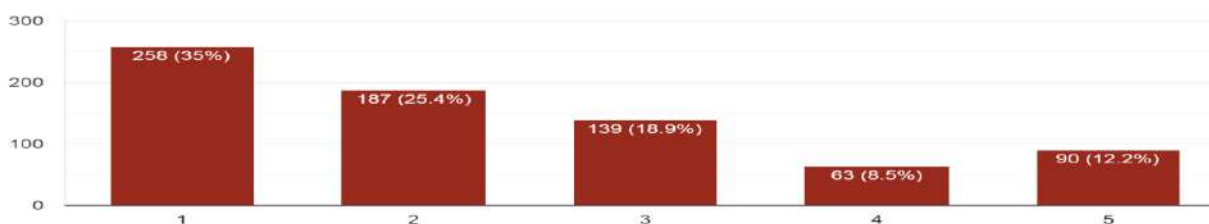
Toilet of college are clean  
737 responses



31.5 % of respondents strongly agreed with the statement. While one hundred and sixty five agree with the statement. One hundred and twenty three strongly disagreed with the statement.

The opinion of respondents regarding the availability and quality of drinking water was sought in the next statement. The response is as per below

College provides clean and adequate drinking water  
737 responses



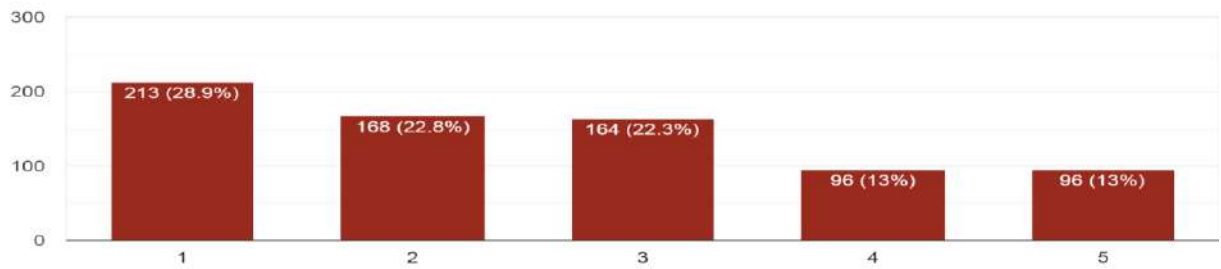
The response is in the affirmative mode. Maximum 35 % believe that the availability and quality of water is good. While one hundred and eighty seven students strongly agreed with the statement.

The college has its own canteen. The perception of students regarding it was sought in the next statement. The response shows that two hundred and thirteen students have strongly agreed with



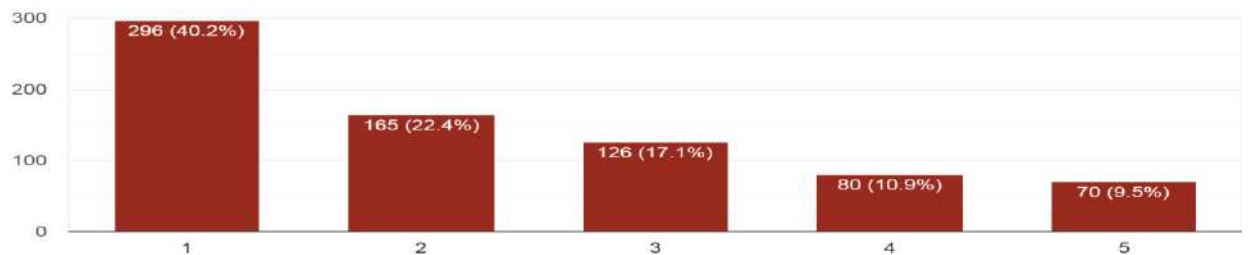
the statement. One hundred and sixty eight students agreed with the statement.

The food served in the canteen is of good quality  
737 responses



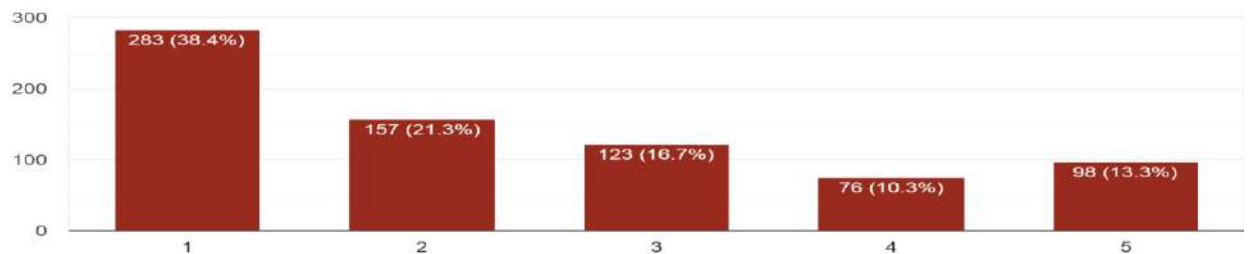
The below graph shows the responses of students towards labortaties of the college. It is visible that two hundred and ninety six students strongly agreed with the statement. Followed by 22.4% responses who agreed with the statement. While seventy students strongly disagreed with the statement.

The college has proper labortatry facilities  
737 responses



The NSS and NCC units of the college work for the overall development of students. The opinion of students was analysed in the next statement. The graph shown below shows the response received therewith

You are satisfied with the working of NSS and NCC unit  
737 responses

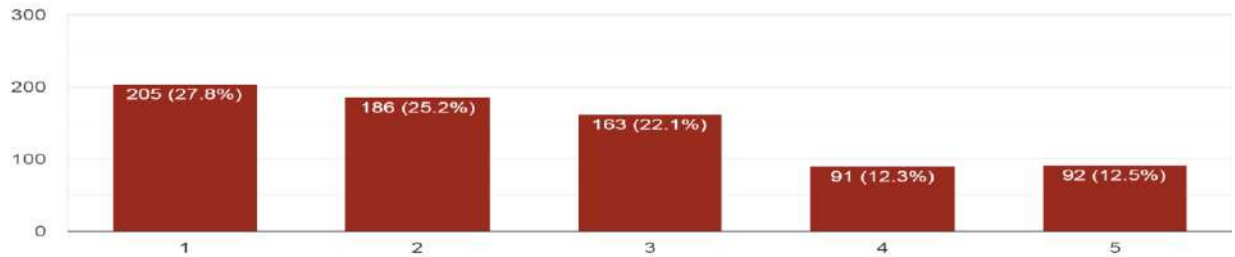


The 38.4 % students strongly agree with the statement that they are satisfied with the working of NSS and NCC units. One hundred and fifty seven students agree with the statement.

The college has its own placement cell. The awareness of it was questioned in the next statement. The response is given below

you aware of the functioning of a placement cell in our College

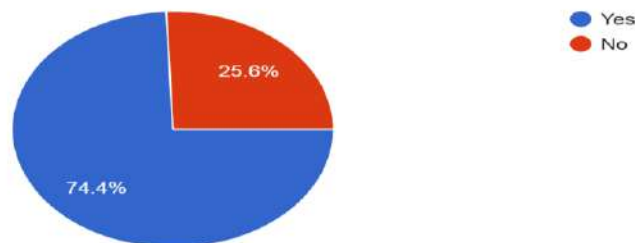
737 responses



The response shows a mixed response. However two hundred and five students out of seven hundred and thirty seven students are aware of the placement cell.

you are aware that the college has complaint box

737 responses



The above pie diagram shows the response of students towards the awareness of the complaint box. It is clear that 74.4 % of respondents i.e. five hundred and forty eight students have given affirmative response.

In the last feedback, suggestions to improve college were asked. Some of the prominent suggestions are listed below

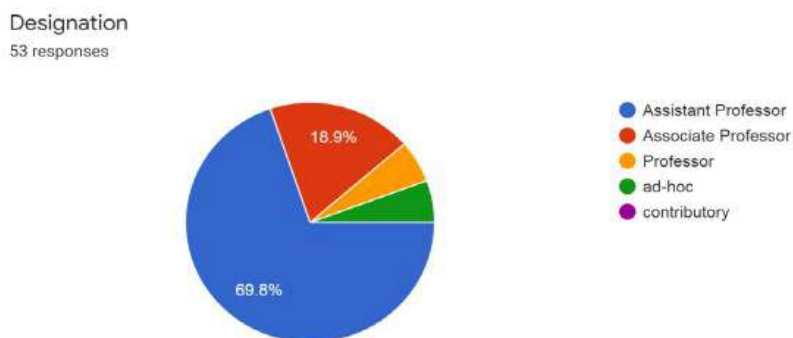
1. Keep the college ground clean
2. Increase parking capacity
3. Create sustainable student farm
4. Focus on creating spaces where students can come together

Also there are few students who wish for improvements in drinking water, canteen and parking areas, and ventilation in classrooms.

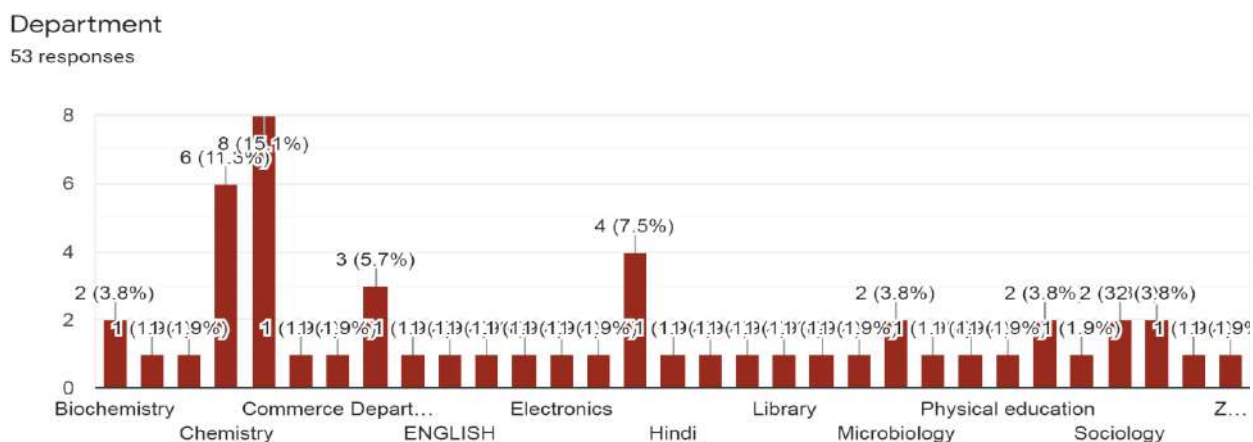
## Analysis of Teacher Feedback Form 2020 – 2021

The teacher’s feedback was collected from the teachers of Seth Kesarimal Porwal College of Arts and Science and Commerce Kamptee, Nagpur. There were twelve questions based on five point likert scale which were designed in order to get feedback from teachers regarding various aspects of teaching and associated facilities. The feedback was collected based on various criteria which include syllabus, ICT facilities, research facilities, library facilities, examination and admission procedure. The questionnaire was designed in Google form which was circulated through a link on the college official Whats App group. Feedback was collected from fifty three teachers which include all permanent faculties, non grant approved faculties, ad hoc as well as contributory faculties. The detailed analysis of teachers’ feedback is as follows:

The designation wise segmentation of teachers is given in following pie diagram



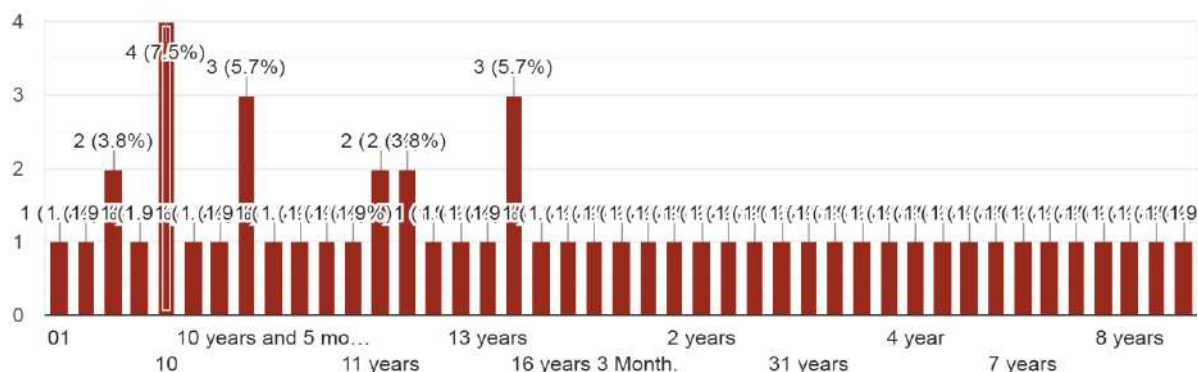
Out of fifty three responses, a maximum of 69.8 % teachers are Assistant Professors, followed by 18.9 % Associate Professors. Out of fifty three, three teachers are of Professor Cadre, while three are ad-hoc teachers.



All the departments of college have participated in the feedback. The most numbers of teachers who have contributed feedback comes from the Commerce Department viz. eight followed by Department of Chemistry having six teachers giving their feedback.

### Teaching Experience

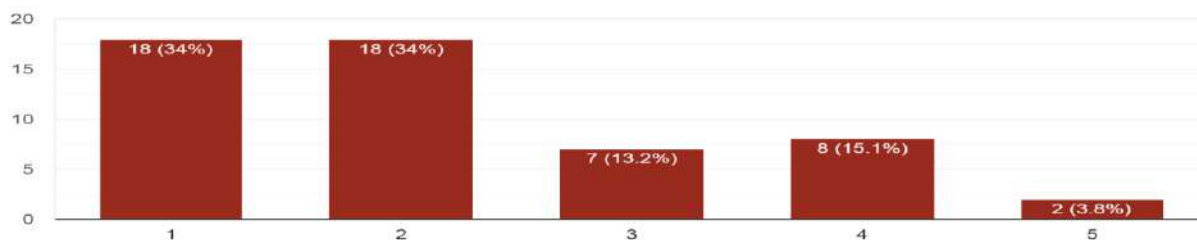
53 responses



The experience of teachers who have participated in feedback ranged from 1 year to 30 years. Most teachers have less than twelve years of experience whereas five teachers possess more than thirty years of experience.

### The courses / syllabi taught by me have a good balance between theory and application

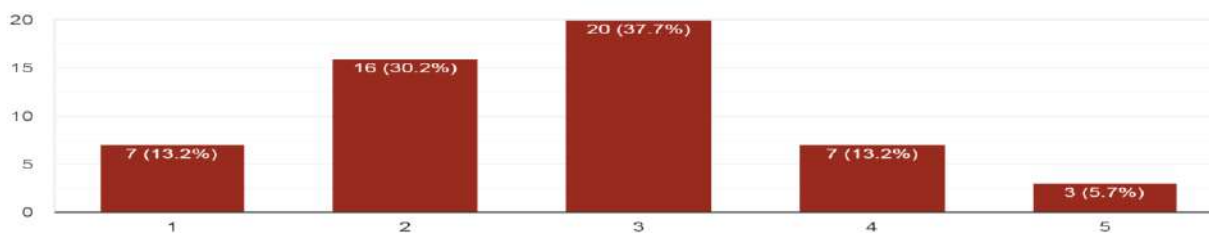
53 responses



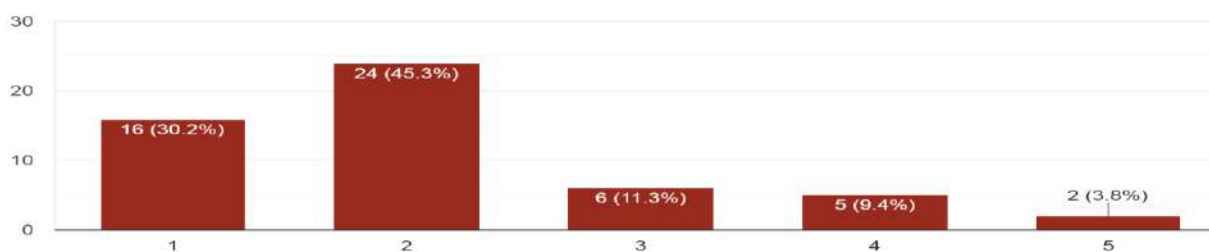
When asked whether teachers feel that the syllabus taught by them have a good balance between theory and application, 34 % strongly agreed that there is good balance, followed by equal numbers who agreed that there is a balance, while two teachers strongly disagreed with the statement.

Next statement which was put before the respondent was about the curriculum content and industry requirement. The graph below shows that 13.2 % strongly agree with the statement while highest i.e. 37.7 % have a neutral view on the said statement.

Contents of curriculum are as per the industry requirement  
53 responses

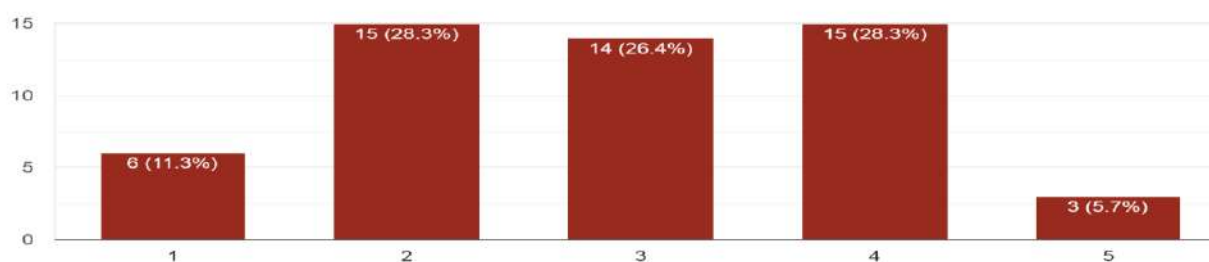


The objectives of the syllabi are well defined  
53 responses



The above graph shows the response of teachers on the statement viz. the objectives of the syllabi are well defined. It has a similar response like the earlier statement. Here 30.2 % of teachers strongly agreed that the objectives of syllabi are well defined. While most i.e. 45.3 % of respondents agreed with the statement.

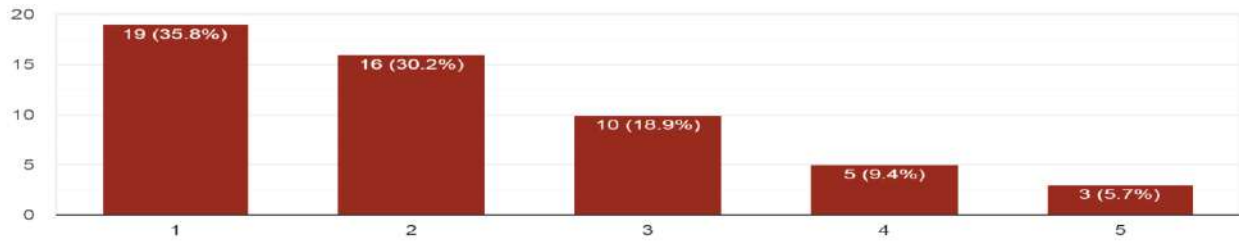
ICT facilities available in the college are adequate and satisfactory  
53 responses



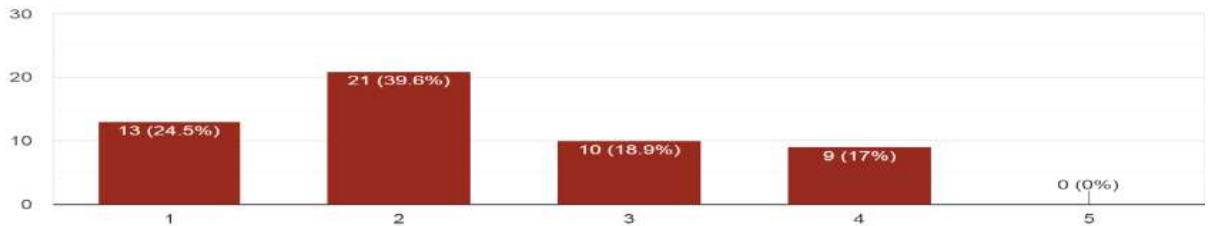
The ICT facilities are provided for the teachers. The satisfaction of teachers shows that 11.3 % have strongly believed that they are of satisfactory level. 28.3 % teachers have agreed that they have a satisfactory level. While fifteen respondents believed that they are not adequate.

Next statement was about opportunities and support extended to faculty members for upgrading skills and qualification. The response to this shows that most of them i.e. 35.8% have strongly agreed with the statement and three teachers strongly disagreed with the statement.

The college provides adequate opportunities and support to faculty members for upgrading their skills and qualifications  
53 responses



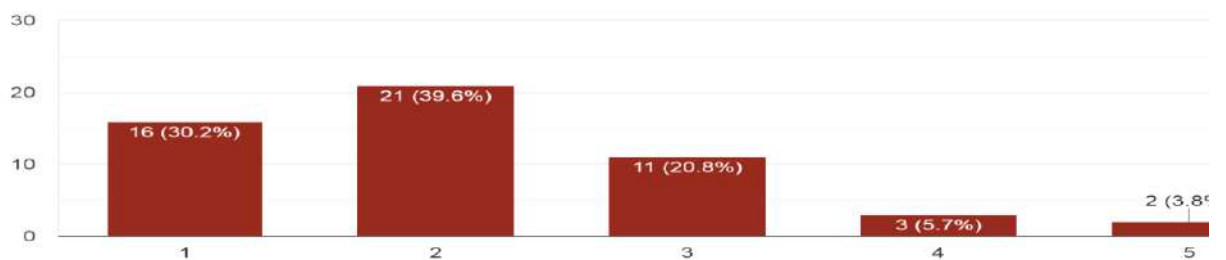
The environment in the College is conducive to teaching and research  
53 responses



The next likert scale statement was about the environment in the college pertaining to teaching and research. During the analysis it was found that 24.5 % strongly agreed that there is conducive environment for teaching and research. While a maximum of 39.6 % agreed with the statement.

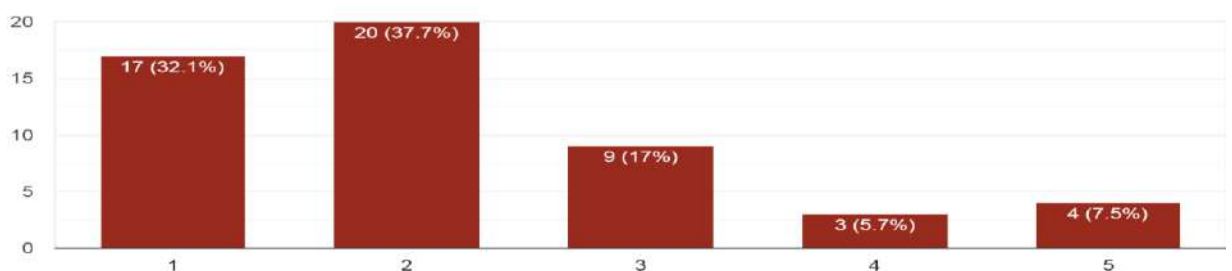
The next statement was about the relevancy of books and journals for the syllabus. The following graph shows the response of teachers.

The books/journals etc. prescribed / listed as reference materials are relevant, updated and cover the entire syllabi  
53 responses



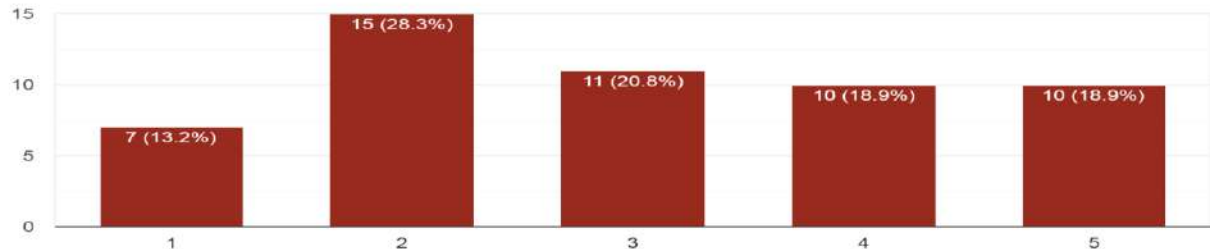
It shows that 30.2% strongly agreed with the statement while 39.6 % agreed with the statement

In library the prescribed books are available in sufficient numbers  
53 responses



The availability of prescribed books in the library was questioned in the next statement. The following analysis shows that 32.1% have strongly agreed with the statement. Whereas maximum of twenty teachers have agreed that there is adequate availability of books in the library.

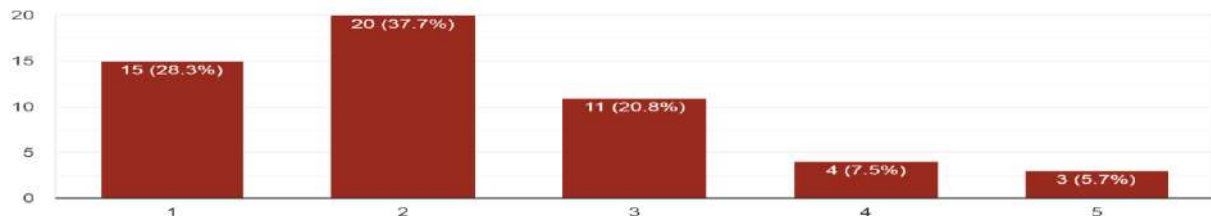
Classrooms, toilets/washrooms are clean and well maintained  
53 responses



The above graph shows the scattered opinion about cleanliness and maintenance of classrooms, toilets. Seven teachers strongly agreed with the statement and twenty teachers seem to have the opinion that there is scope of improvement in this regard.

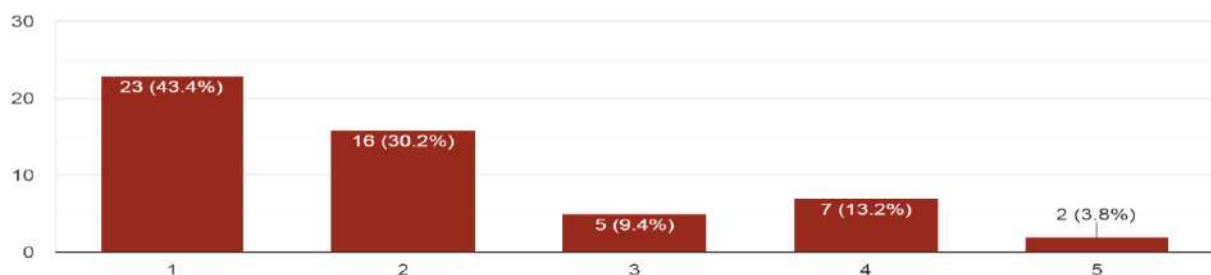
The freedom to adopt new technologies for the assessment of students was questioned in the next statement. It was found that fifteen teachers strongly agreed with the statement while twenty agreed with the statement.

I have the freedom to adopt new techniques / strategies of testing and assessment of students  
53 responses



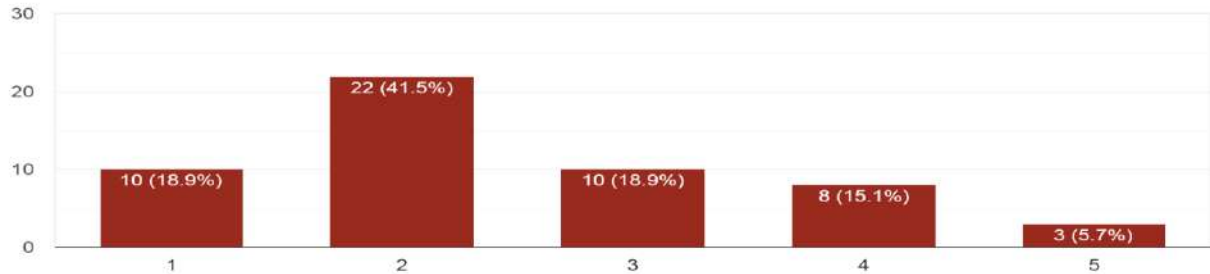
The feedback about two vital services i.e. admission and examination were judged in the next statement. It was found that 43.4% of respondents strongly agreed with the statement and sixteen teachers have agreed.

The admission and examination process is satisfactory  
53 responses



In the last statement was about reward and recognition for novel research. It was found that 18.9 % have strongly agreed with the statement, whereas three teachers strongly disagreed with the statement.

The reward and recognition is given for novel research  
53 responses



The last segment of Google form was about suggestions for the overall development of the college. In the response most of the teachers seemed to be satisfied with the progress of the college. The most prominent suggestions regarding improvement were as follows:

- 1) All teachers should endeavour to build a strong his/her profile eventually developing the college.
- 2) At least once in a month group discussion with the principal should be done.
- 3) Many students of the local and rural areas of Kamptee, Kanhan, Parseoni, Ramtek are going to Nagpur city for higher education (B. A., B. Com., B. Sc.) which is available in our college. Even our college is one of the reputed colleges of Nagpur University. We need to attract and aware local and rural area students about our college and facilities as well as many programmes conducted by the departments.
- 4) Provide the facility of Wi-Fi connections in the department for online classes.
- 5) More facilities for research should be provided.



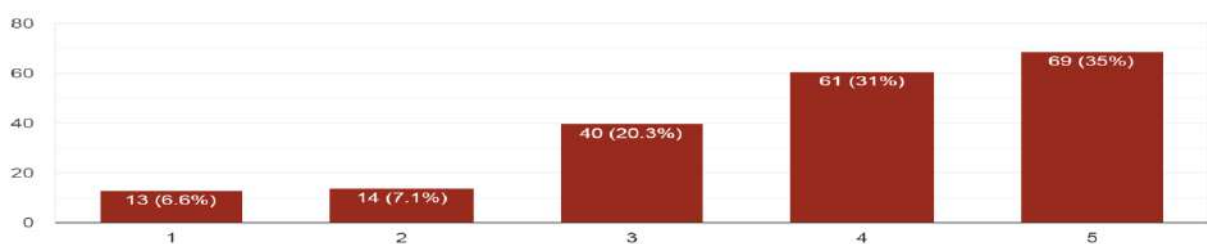
## Analysis of Parents Feedback Form 2020 – 2021

The parent feedback for the session 2020-21 was taken from the parents via Google form. The Google form was designed and students were asked to distribute them to their parents. The response from parents was spontaneous. Total one hundred and ninety seven parents have filled out a questionnaire. The questionnaire was designed into two parts. The first segment is about the general questions. These include email, name of parent, address, contact number, name of child. The last question in this segment was the class in which the child studies.

The second segment of the questionnaire was about the statement based on likert scale. The respondents were asked to give their opinion on a five point likert scale.

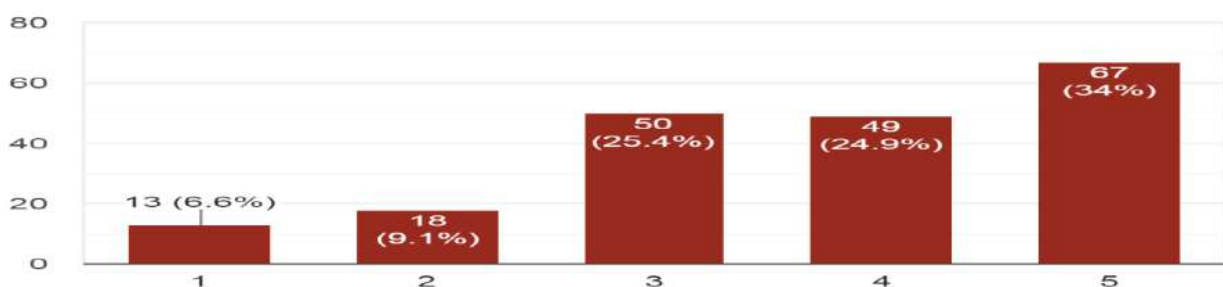
The first statement is about the overall environment of the college is encouraging for the all round development of your child. It is seen that 35 % of parents strongly agree with this statement. While 31 % respondents agreed with the statement.

The overall environment of the college is encouraging for the all round development of your child  
197 responses

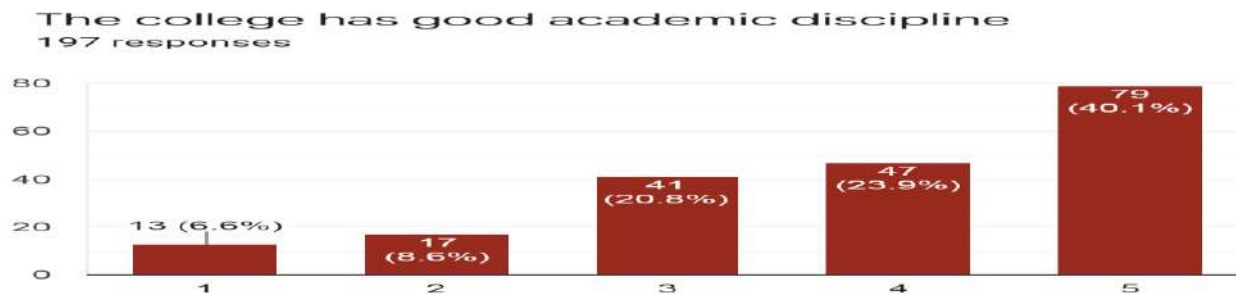


The admission process is the first thing which parents and students face in college. The next question is that the admission process undertaken by the college is fair and transparent. The following graph shows that a maximum 34% of respondents strongly agree with the statement. Forty nine respondents agreed with the statement, whereas fifty respondents have a neutral opinion on it.

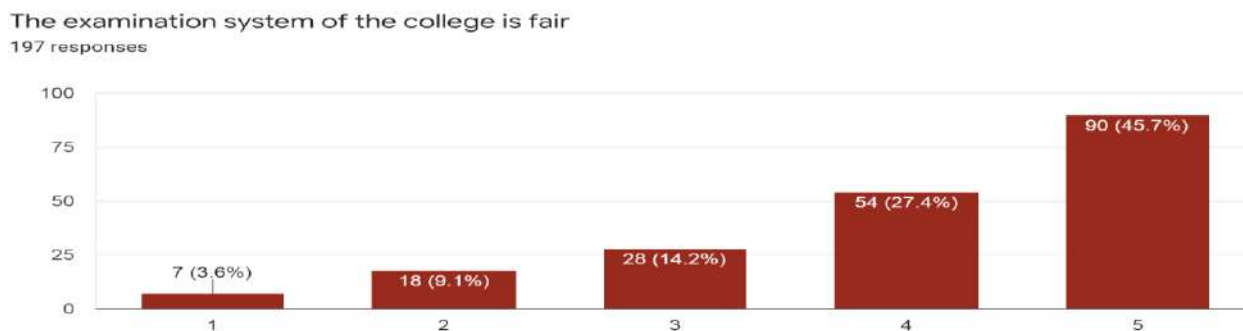
The admission process undertaken by the college is fair and transparent  
197 responses



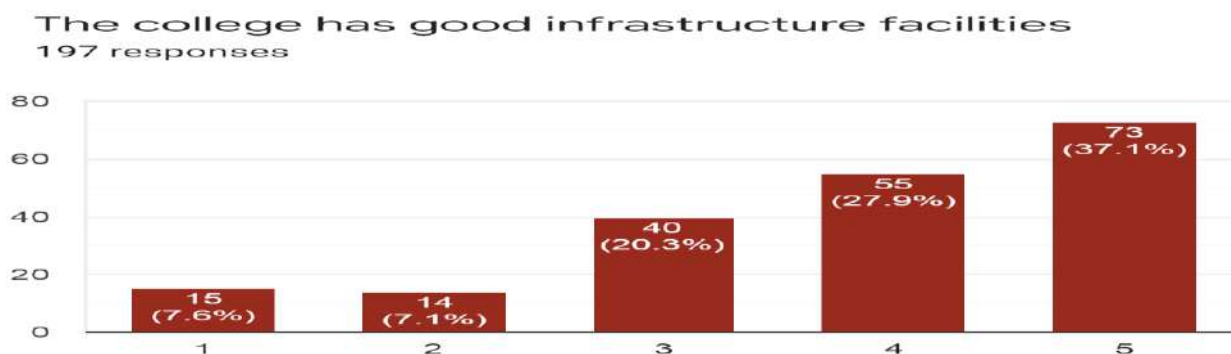
The academic discipline is always the priority for the parents. The college administration works hard for maintaining good academic discipline. The next statement is that the college has good academic discipline. Maximum seventy nine respondents strongly agreed with the statement. After that forty seven respondents agreed with the statement.



The next statement was about fairness in the examination. The response is as per below. It can be seen that ninety out of one hundred and ninety seven respondents strongly agreed with the statement. Fifty four respondents agreed with the statement. While twenty eight have a neutral opinion on the given statement.

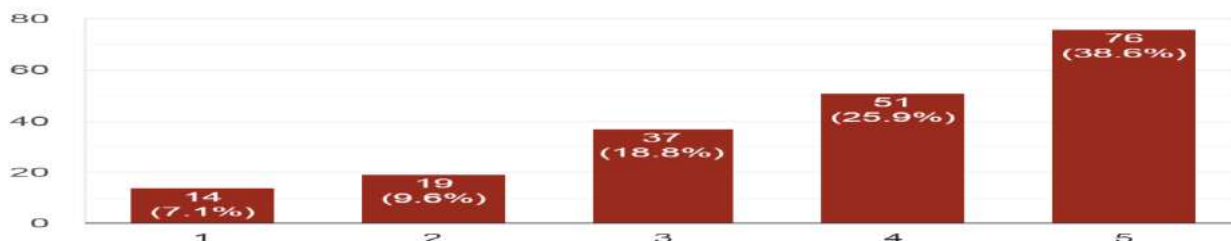


The infrastructure facility is always the concern for the parents as well as for students. Hence the next statement was about it. The response shows that seventy three respondents felt that strongly agree with the statement, while fifteen respondents' parents strongly disagreed with the statement.



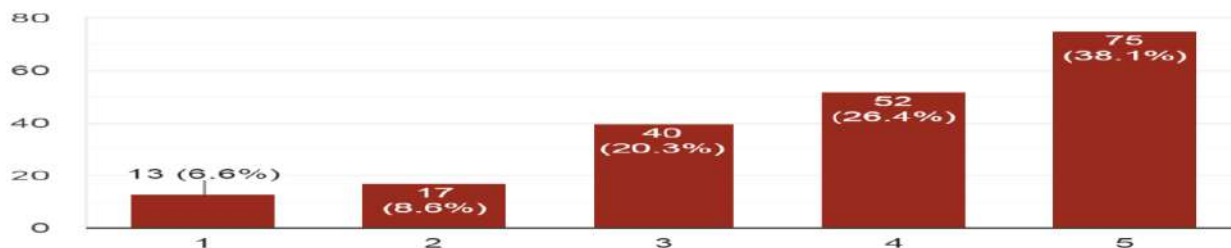
The other necessary facilities like library, internet and computers are duly provided by college administration. In this 38.6 % of respondent parents strongly agree with the statement. Fifty one respondents' parents agreed with the statement, while fourteen parents strongly disagreed with the statement.

**The college has good learning resources like library, internet and computers**  
197 responses



The status of work culture was judged in the next statement. It is seen that 38.1 % of respondents strongly agreed with the statement. It is closely followed by fifty two respondents who agree with the statement.

**The work culture in the college is healthy**  
197 responses



The opinion of parents about the canteen facility was sought in the next statement. Out of one hundred and ninety seven respondents fifty three respondents strongly agree with the statement. Followed by forty three who agreed with the statement.

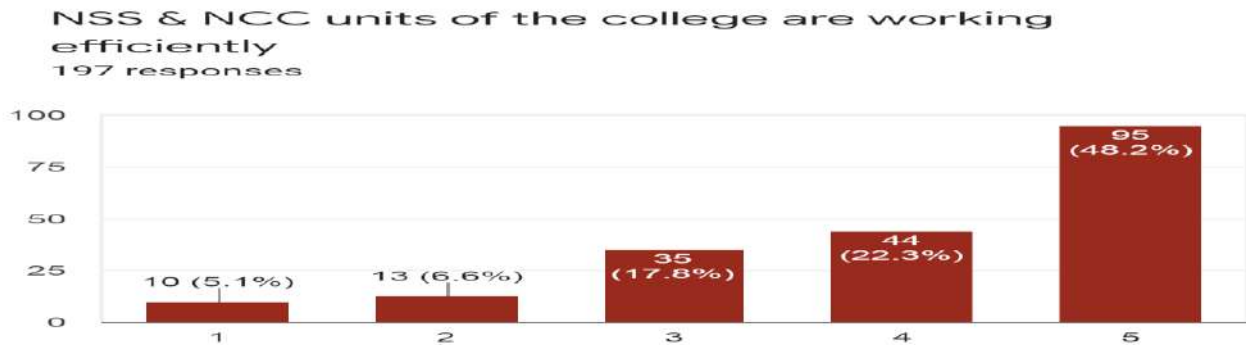
Our institute is well known for its sports and recreation facilities. The next statement is about its quality. The below given graph is the opinion of our respondents on the given statement.

**The college has proper sports and recreation facilities**  
197 responses

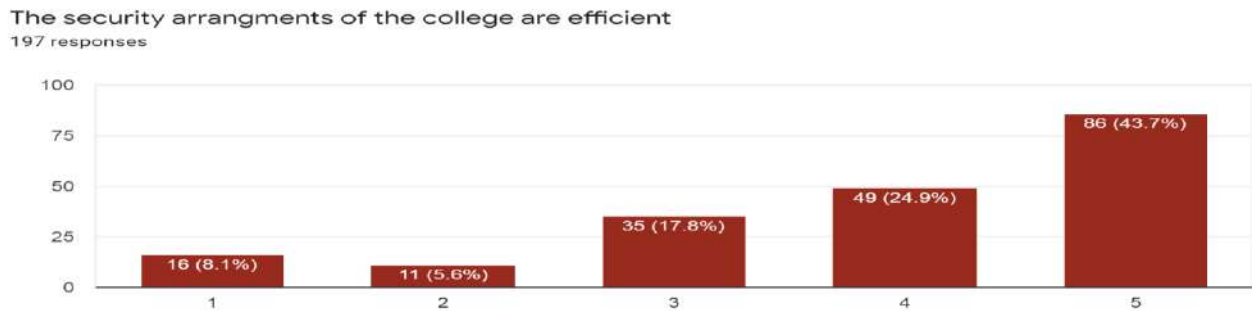


It is seen that a maximum of ninety two respondents strongly agreed that college has proper sports and recreation facilities, while forty eight have agreed with the statement. It is seen that fifteen respondents have strongly disagreed with the statement.

The NSS and NCC units are the backbone of any college. The opinion of the respondent parents about their efficiency was sought in the following statement.



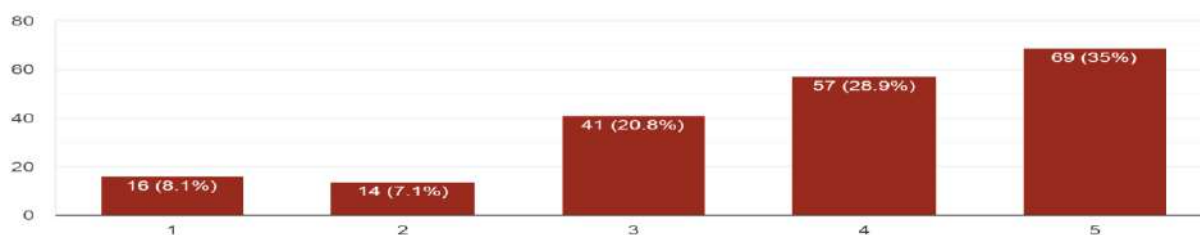
From the above graph it is seen that ninety five respondents strongly agreed with the statement. Forty four have agreed with the statement. While ten parent respondents strongly disagreed with the statement.



The opinion of parents regarding the security arrangement was asked in the next statement. It is clear that a maximum of eighty six respondents strongly agreed that the security arrangements provided by the college are efficient, while 24.9 % respondents have agreed the statement.

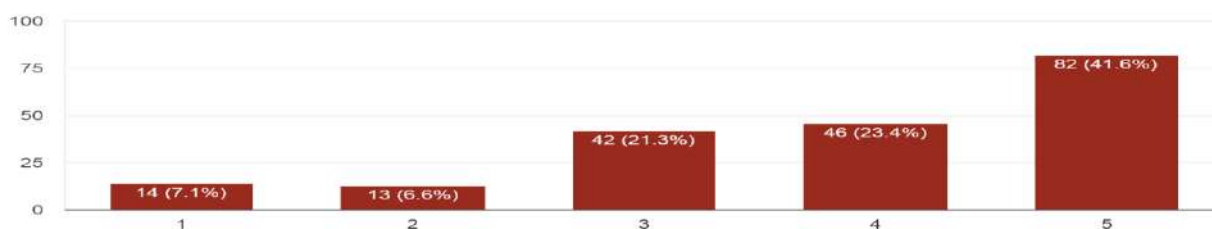
In the next statement the opinion of parents regarding counselling facilities was asked. The following graph explains the response of parents. It is seen that sixty nine parent respondents strongly agreed with the statement, while fifty seven agreed with the statement. While sixteen and fourteen have strongly disagreed or disagreed with the statement.

The college has proper counselling facility  
197 responses



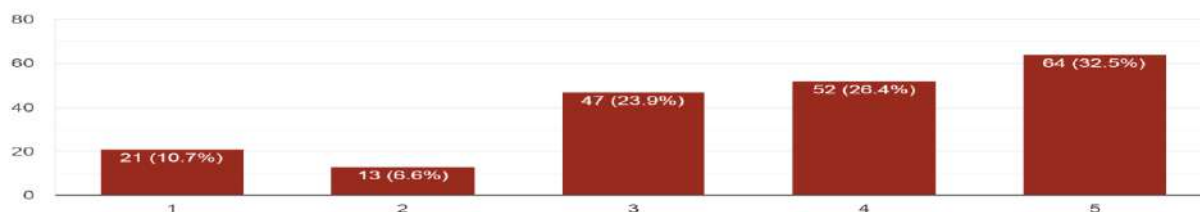
The co-curricular activities boost the personality of students. College not only arranges co-curricular activities but also encourages students to participate in co-curricular activities of other colleges.

College authorities encourage students to participate in Co-curricular activities  
197 responses



The following graph shows the response of parents regarding placement activities. It is seen that 32.5 % strongly agreed with the statement, while 26.4 % agreed with the statement.

College undertakes placement activities  
197 responses



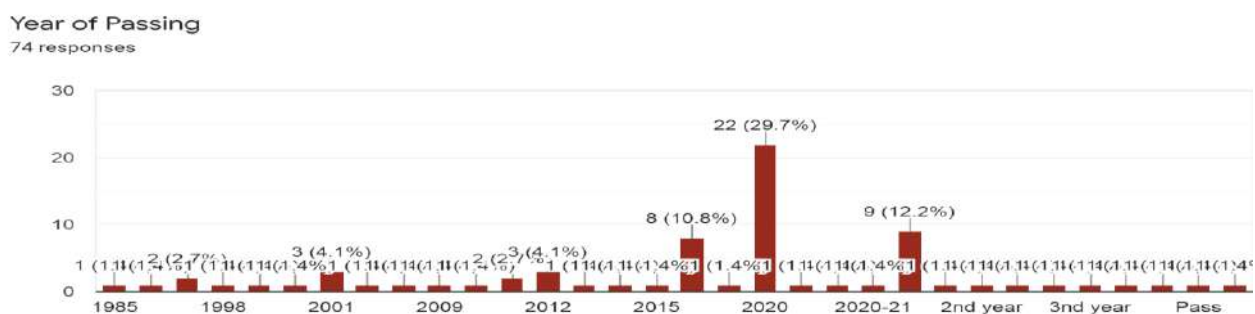
The last segment in the feedback was about the suggestions. Out of many the main prominent suggestions are as follows:

- 1) Please develop a proper discipline for all students.
- 2) Toilets must be neat and clean.
- 3) Premises should be clean and hygienic.
- 4) Although the teaching faculty is great, but need to go for regular classes on time.
- 5) In need students are allowed to use college internet.
- 6) Prohibition of vulgar eatables is mandatory.
- 7) Although the college's library is good, still there is the need of the books likes UGC NET, UPSC, etc....so that the students will be able to explore their talent on some bigger platform as well.

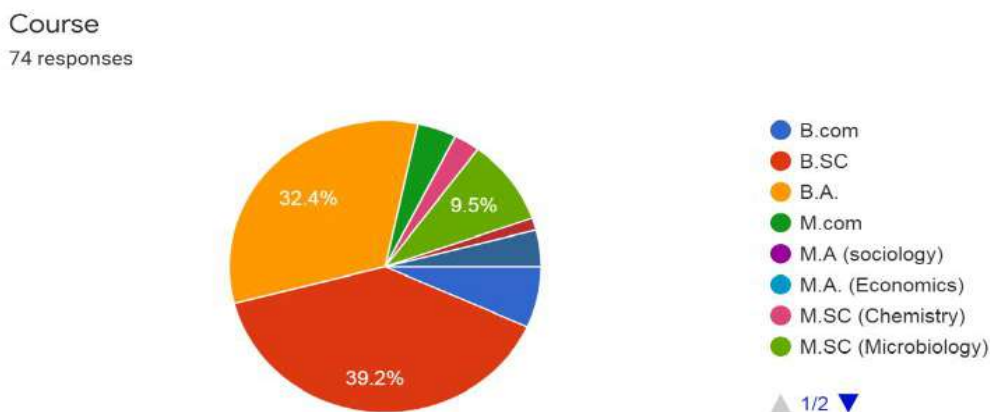
## Analysis of Alumni Feedback Form 2020 – 2021

The Alumni feedback was designed to collect the feedback from the alumni of Seth Kesarimal Porwal College of Arts and Science and Commerce, Kamptee, Nagpur. There were eighteen questions based on five point likert scale which were designed in order to get feedback from alumni regarding the status of the college infrastructure when they were the students. The progress of the college in terms of various things is also judged. The support of alumni in the development of the college was also scrutinised. At the end of feedback form, the suggestions were drawn from the respected alumni. Our vibrant alumni association of college was very helpful for getting feedback. The Google form was distributed in college alumni what's up group as well as at individual contact. The detailed analysis of alumni feedback is as follows:

The first question is about the name. The next question was about the year of passing. The following graph shows the year of passing from various respondents. From the graph it is visible that the alumni were from the 1985 batch to the just passed out i.e. 2020 batch gave their feedback.



The information about the courses which alumni have completed in the college was obtained from the next question. Out of the total seventy-four respondents twenty-nine respondents belong to the B. Sc. course, closely followed by twenty-four from Bachelor of Arts. The remaining stream i.e. B. Com. five alumni participated in the alumni feedback. The alumni of various post graduate courses like M. Com., M. Sc. Microbiology, M. Sc. Chemistry also participated in the feedback.



After collecting the email address of respondents, alumni were asked about their current profession. It was pleasant to find that alumni were surviving at some of the best institutes like TCS, Indian postal department, railway and our own college.

Present organisation                    57 responses

TCS

Department of Electronics

Indian railways

Anjuman Girls Degree College of Arts. Nag

Mahatma Gandhi Arts and Commerce College


Tata Consultancy Services (TCS)

Diamond Training Center

Business

S. K. Porwal College, Kamptee

Out of seventy four respondents fifty six respondents were in some sort of service. Some of our respected alumni had service out of Nagpur.

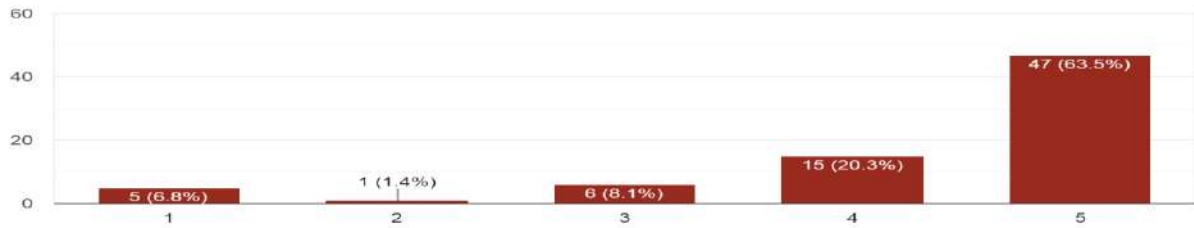


The alumni were working as the head of institute, some of them are administrative head, and some are pursuing their post graduate courses while others are working in the teaching profession.

After this the second section of feedback begins. In this section the opinion of alumni on various statements based on likert scale was asked.

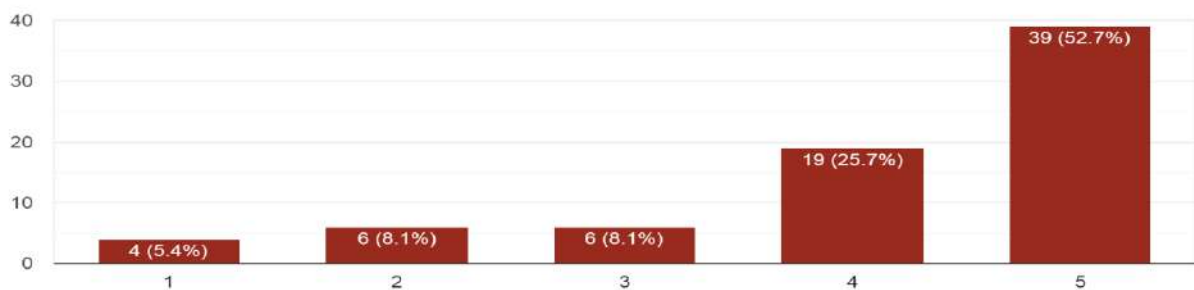
The first statement was about whether the alumni felt proud to be associated with Porwal College as an Alumnus. The following graph shows the response which we got. It was visible that 63.5 % of respondents do possess the proud feeling.

Do you feel proud to be associated with Porwal college as an Alumni?  
74 responses



The next statement was about the activities which were conducted by the college during their tenure in the college. The majority of response shows that the college was conducting the various programmes for the overall development of students.

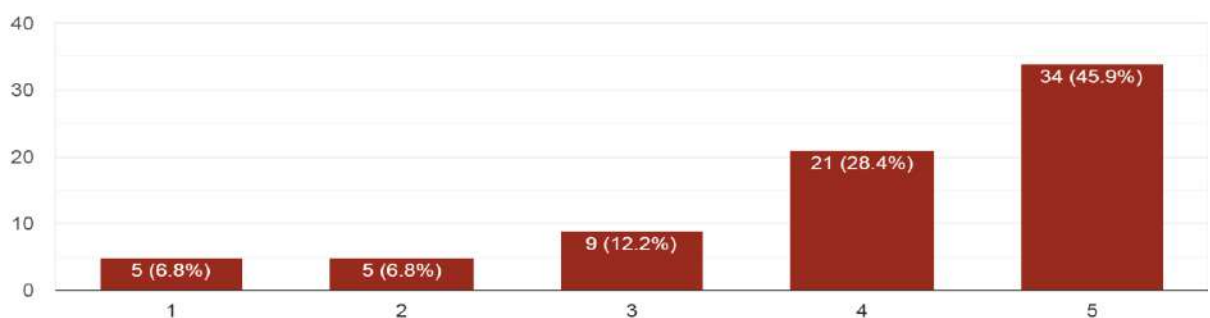
You are willing to contribute for the development of college  
74 responses



The above graph shows the willingness of alumni to contribute to the development of the college. It was remarkable to see that more than fifty percent i.e. 52 % were willing to give their valuable contribution.

The next statement was about the grievances which students faced during their college days. It was seen that students have an even response to this statement. More than 55 percent have stated that their grievances were duly addressed.

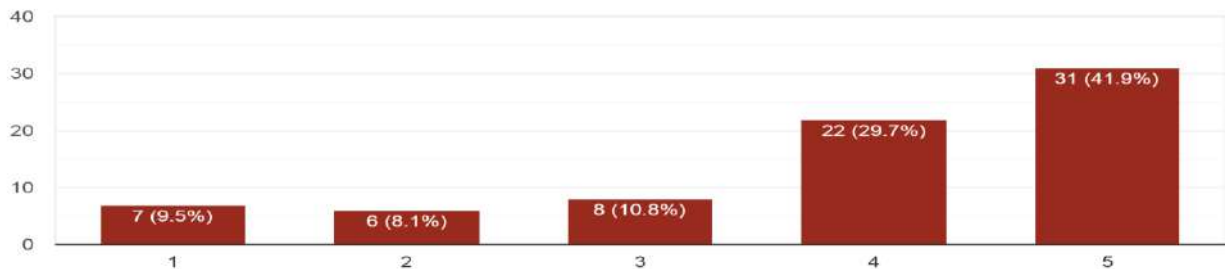
As a student, your grievances were properly handled.  
74 responses





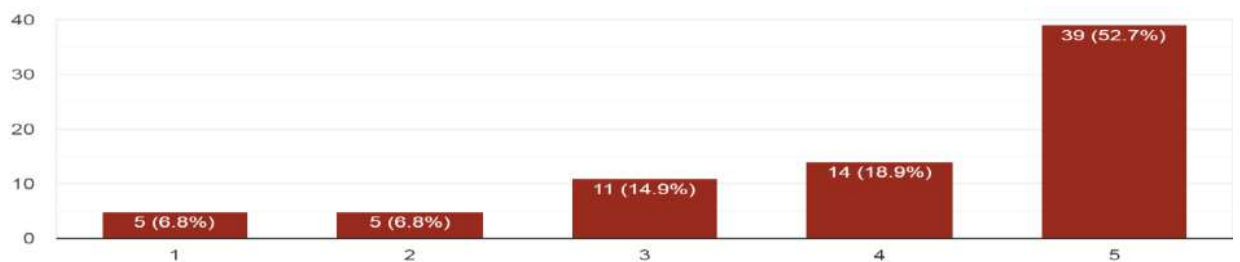
The satisfaction of alumni regarding the infrastructure facility particularly laboratories and equipment was judged in the next statement. It was seen that nearly seventy percent of alumni were satisfied with the facilities.

While studying in the college you were satisfied with the laboratories and equipments  
74 responses



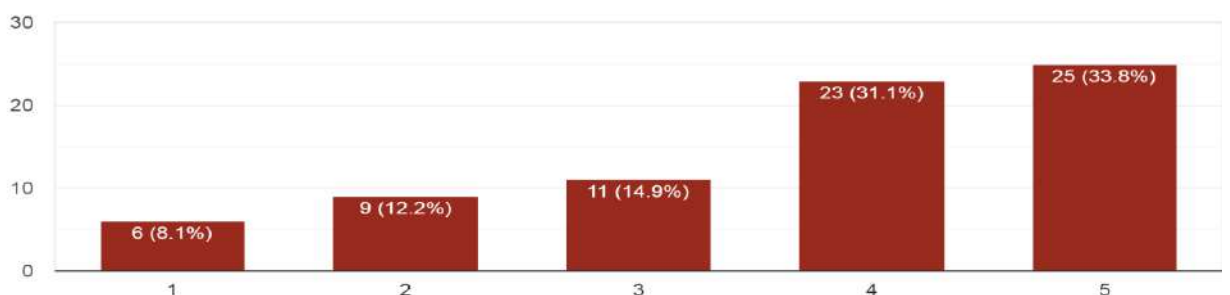
The library facility is an integral part for any college. Hence the statement was about satisfaction driven by the alumni from the library facilities. It was seen that 52.7 % were extremely satisfied with the library facility, while 18.9 % alumni were more than happy with the library facility.

While studying in the college you were satisfied with the library facilities  
74 responses



Our college has a glorious history of sports and recreation facilities. The statement pertaining to it agrees with our performance. The graph below shows that nearly 65 % of respondent alumni either agreed or strongly agreed with the statement.

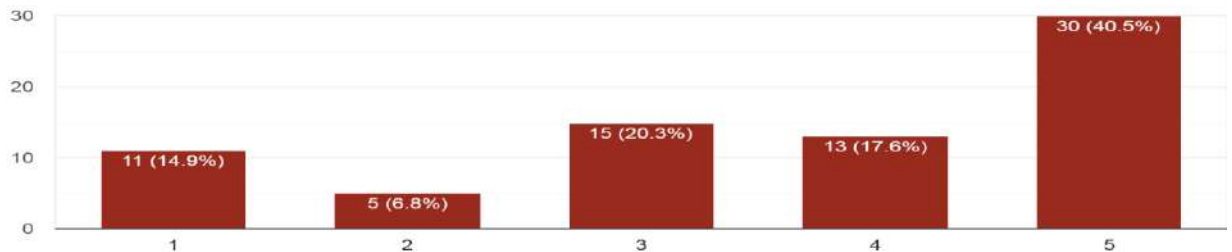
While studying in the college you were satisfied with the sports and recreation facilities  
74 responses



Even from a socially poor and economical background the college always has tried to give computer based education to its students. The likert based statement viz. “While studying in the college you were satisfied with the computer facilities” shows that more than fifty percentage alumni were in support of the statement.

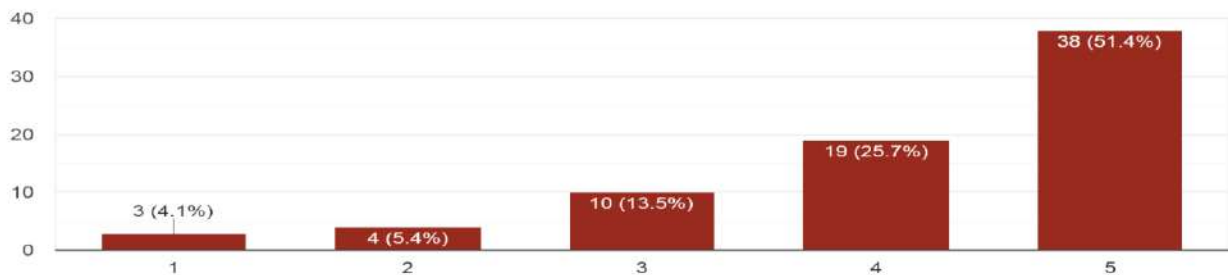
While studying in the college you were satisfied with the computer facilities

74 responses



While studying in the college you have obtained sufficient technical and theory knowledge

74 responses

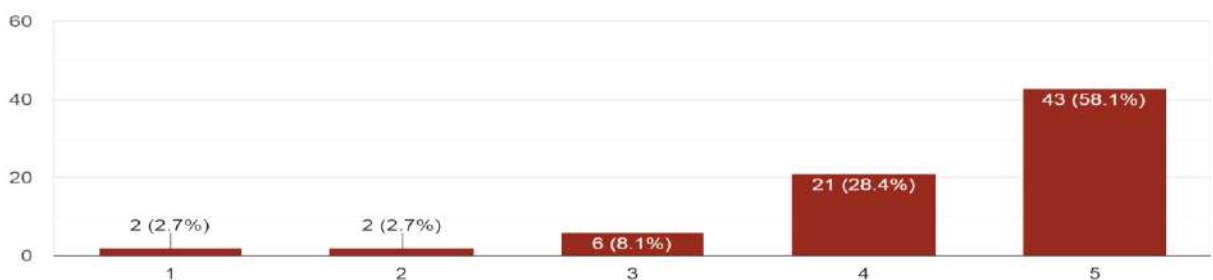


The alumni were asked about the knowledge which they have sought during their tenure in the college. The above graph shows that seventy six percent of alumni were agreeing or strongly agreeing with the statement.

The cooperation rendered by the teachers as well as support staff is always crucial for student progress. Hence the next obvious statement was about this. It was overwhelming to see that our alumni were extremely satisfied with the support of teachers as well as support staff.

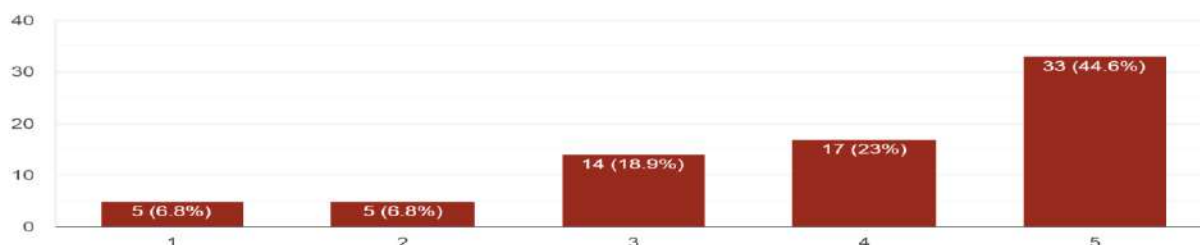
As an alumni you were satisfied with the copoeration of teachers and support staff

74 responses



The teachers of the college always make a special effort to give practical knowledge apart from regular syllabus. The response for this statement shows that 44.6 % of respondents strongly agreed with the statement. While 23 % of respondents' alumni agreed with the statement and five respondents strongly disagreed with the statement.

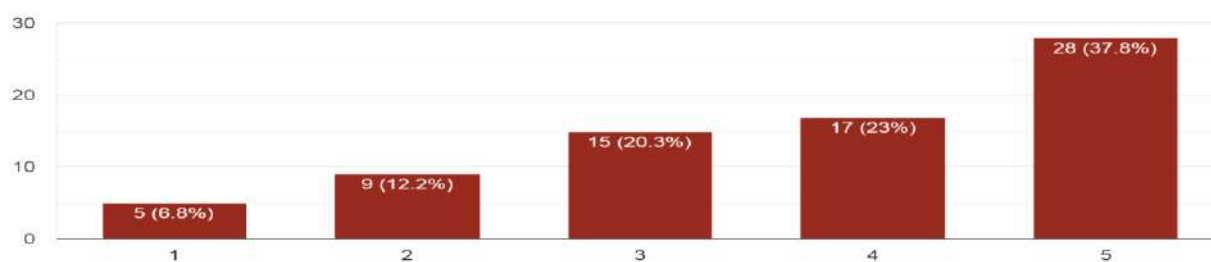
Education imparted in the college is useful and relevant to your present job  
74 responses



The above graph shows the responses for the statement that the education imparted in the college is useful and relevant to your present job. In this 44.6 % have strongly agreed and 23 % have agreed to this statement.

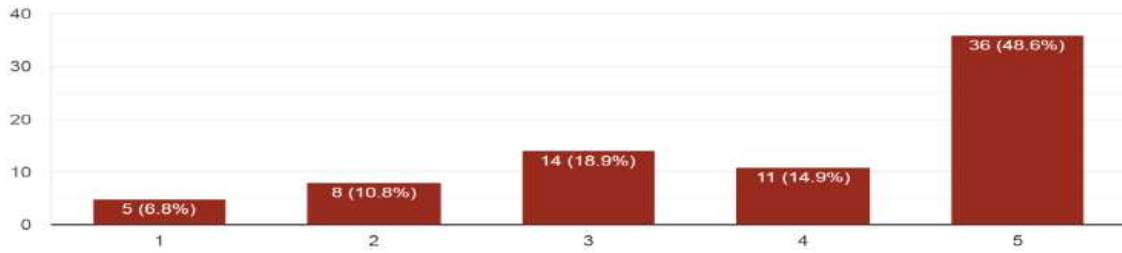
The next statement are about present conditions and whether in the opinion of our alumni there is improvement in it. In this series the first statement was about the improvement in laboratories and equipment. It was clear that 60 percent of respondents' alumni agreed or strongly agreed with the statement.

At present, there is an improvement in labortaries and equipments  
74 responses



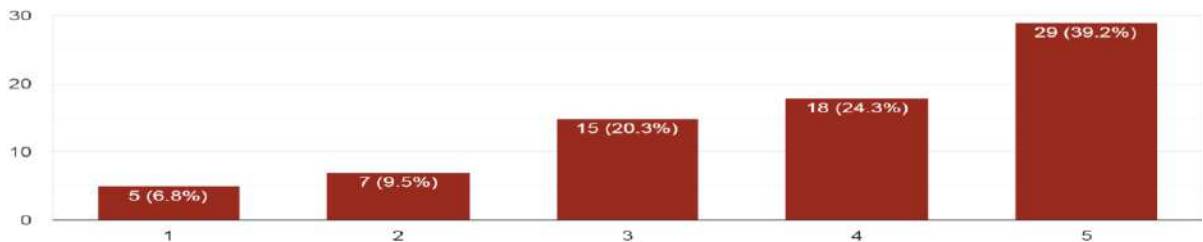
The library facilities of the college were improved. Over the years many of the prescribed books and computer facilities were added to the library. In the view of this the statement regarding the improvement in the library facility was put forward before alumni.

At present, there is an improvement in library facilities  
74 responses



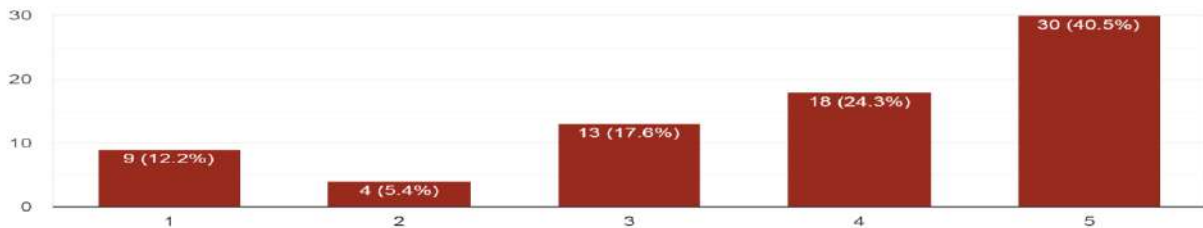
The alumni were also in agreement with the progress of the college library. 48.6 % of respondents strongly agreed with the statement.

At present, there is an improvement in the sports and recreation facilities  
74 responses



The above graph shows the perception of alumni regarding sports and recreation facilities. It is seen that 39.2 % respondents strongly agree with the statement. Followed by 24.3 % who agree with the statement. While only five respondents strongly disagree with the statement.

At present, there is an improvement in the computer facilities  
74 responses

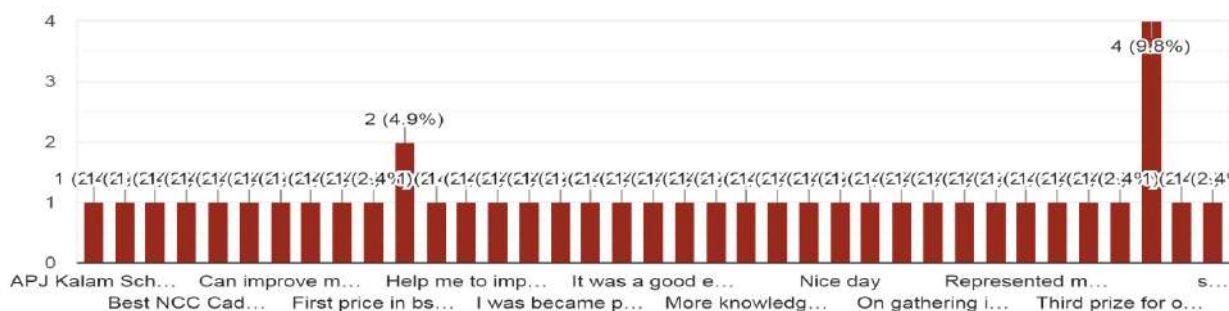


The statement whether there is improvement in computer facility 64.8% respondents either agree or strongly agree with the statement. 12.2 % respondents do not felt likewise.

In order to see whether alumni have anything special to say regarding their achievement during the college tenure most of them have fond memories of the college. The significant achievement include APJ Abdul Kalam Scholarship, NCC and NSS contribution.

Please mention your significant achievement during your college days

41 responses



College authorities have always welcomed the contribution of the alumni. Most of the alumni are ready to help the existing students by guiding them or delivering a guest lecture. Some of them state that they always recommend college name to young aspirants.

The feedback ends with the suggestions which alumni have to offer for the college development.

The major suggestions were

- 1) An English literature subject is a must for B. A especially for Eng medium arts students.
- 2) The college must organise events where the students get knowledge to perform more efficiently in the corporate world.
- 3) College should provide health facilities i.e. Gym.
- 4) College should provide proper social gatherings to the Students for their Personality development.
- 5) College should maintain proper playground.
- 6) College should provide a good and hygienic canteen.
- 7) There should be proper toilets for the students.
- 8) College should have audio visual classrooms.

  
**Co-ordinator**  
**IQAC**  
**Seth Kesarimal Porwal College**  
**of Arts & Science & Commerce**  
**Kamptee**



  
**Principal**  
**Seth Kesarimal Porwal College of**  
**Arts & Science & Commerce, Kamptee**



Shikshan Prasarak Mandal, Kamptee's

**Seth Kesarimal Porwal College of Arts & Science & Commerce, Kamptee – 441 001**

Affiliated to RTM Nagpur University, Nagpur, Maharashtra

NAAC Accredited with 'A' Grade

Website: [www.skpckamptee.org](http://www.skpckamptee.org)

E-mail : [iqac.skpc@gmail.com](mailto:iqac.skpc@gmail.com); [principal@skpckamptee.org](mailto:principal@skpckamptee.org)

## Internal Quality Assurance Cell (IQAC)

Dr. V. N. Chavan  
Principal

Dr. P. R. Dhongle  
Coordinator

Date: 21 / 10 / 2022

### Feedback Analysis 2021 – 2022

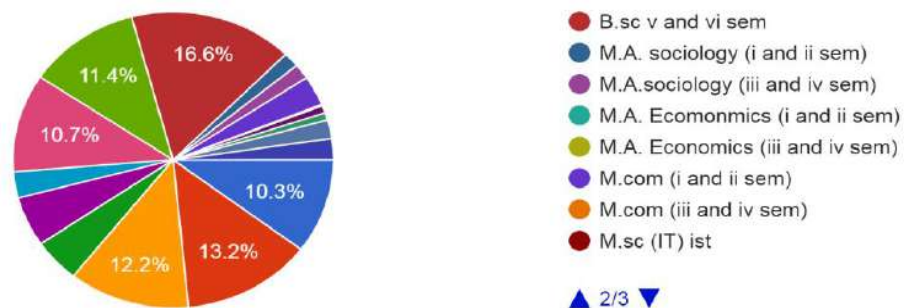
#### Analysis of Student Feedback Form 2021 – 2022

The feedback of students for the session 2021-22 was taken by the feedback committee. For this purpose an open ended questionnaire was prepared. The feedback contained twenty three statements which students had to respond to. Total seven hundred and thirty seven respondents have responded to this questionnaire. The detailed analysis of this questionnaire is as under

The first three points were Email, name and contact number. The next question was about the class in which students study. Students have to select the correct option from the drop down list. The response is shown in the following pie diagram.

Class

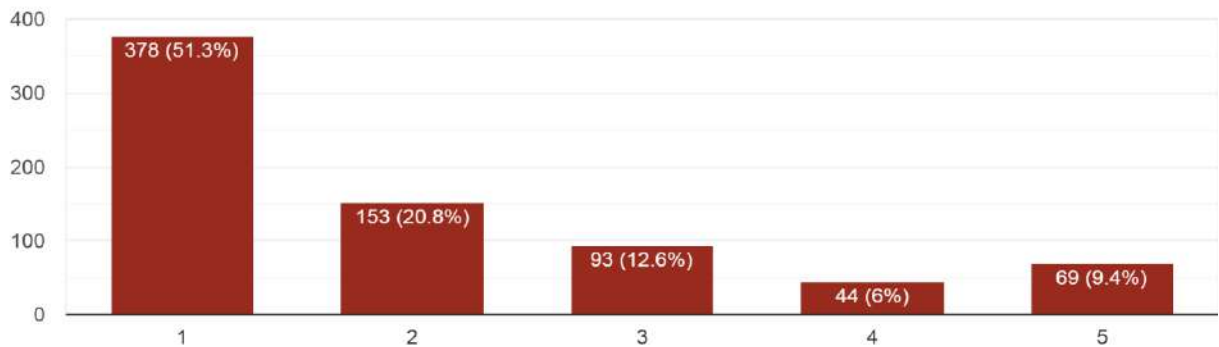
737 responses



It is visible that one hundred and twenty two students were from B.Sc. V and VI sem. 13.2 % of the students were from BA III and IV sem. Ninety students were from BA V and VI sem. While 11.4 % students were from B. Sc. II and IV sem., forty students were from B. Com. III and IV sem. All the post graduate students responded to said feedback.

The next statement was the name of the teacher. All the permanent teachers, AD hoc as well as contributory teachers feedback was duly received. The next statement which students have to respond to on likert scale is feedback “The teacher covers the entire syllabus”. The response above statement is as under

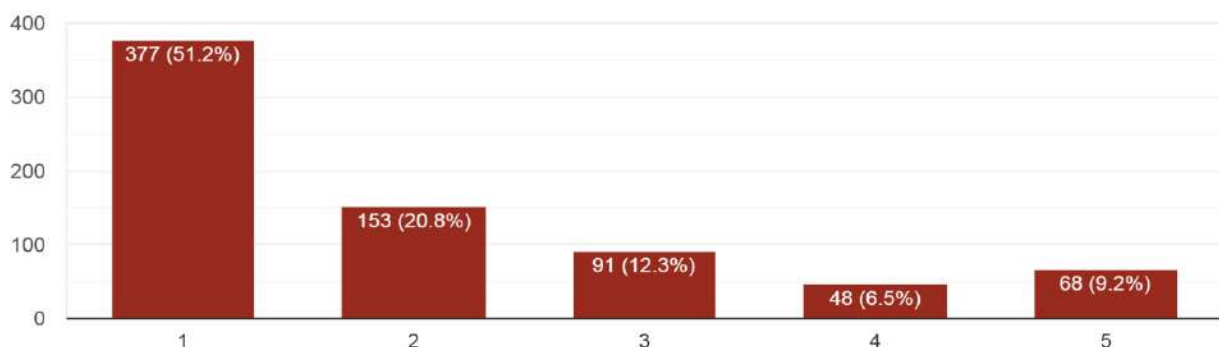
The teacher covers the entire syllabus  
737 responses



It is clear that three hundred and seventy eight respondents strongly agree with the statement while least 9.4 % strongly disagree with the statement. 12.6 % of respondents have a neutral opinion over it.

The next statement which respondents have to respond to five point likert scale was about syllabus knowledge and the communication. The following graph shows the response of the said statement.

The teacher has deep knowledge of syllabus and commuincates it clearly  
737 responses

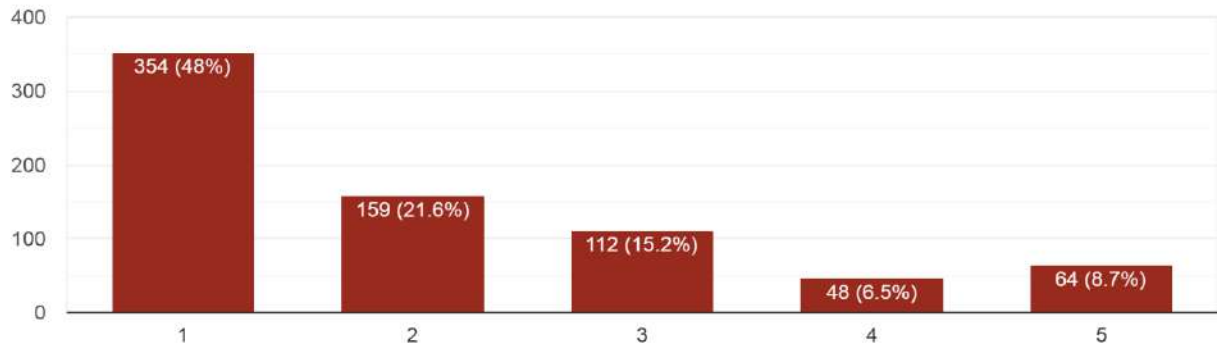


Three hundred and seventy seven students have strongly agreed with the statement. While 20.8% agreed with the statement, Sixty eight respondents strongly disagreed with the statement.

The next statement was about whether the teacher while teaching encourages students. The response to this is shown in following graph

Teachers inspires me while teaching

737 responses

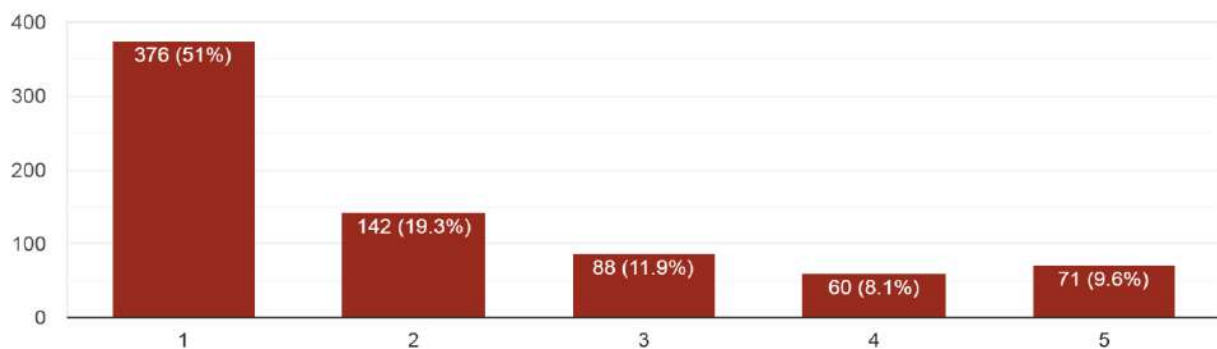


It is clear that three hundred and fifty four respondents strongly agreed with the statement. While 21.6% responses agreed with the statement. Only sixty four respondents strongly disagreed with the statement.

The next statement was “Teacher is punctual to the class and completes the course”. Response received is as under

Teacher is punctual to the class and completes the course

737 responses

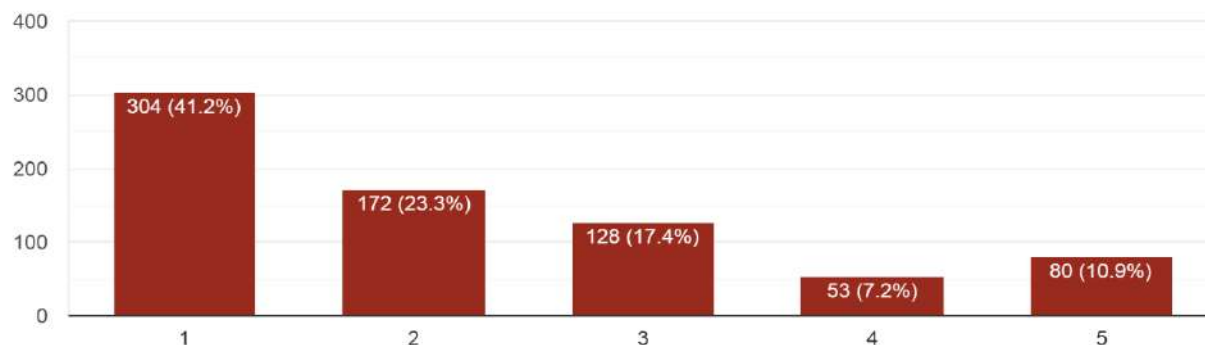


More than fifty one percent of students strongly agree with the statement. While one hundred and forty two students agree with the statement, seventy one respondents strongly disagreed with the statement.



The teacher provides guidance/counseling in academic and non-academic matters in/out side the class

737 responses

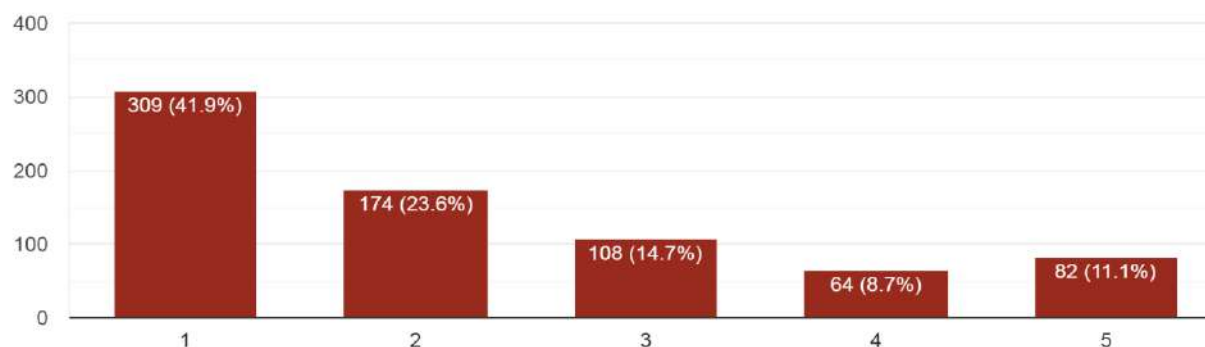


The above graph shows the response of students to the statement “The teacher provides guidance/counselling in academic and non-academic matters in/outside the class”. It is clear that three hundred and four students strongly agreed with the statement. While one hundred and seventy two agree with the statement. Eighty students strongly disagreed with the statement.

The use of modern technology like PowerPoint presentations, handouts are always welcomed by the students. The student response to this is as under

The teacher uses modern teaching aids/gadgets, handouts, suggestion of references, PPT, web-resources (Any other)

737 responses

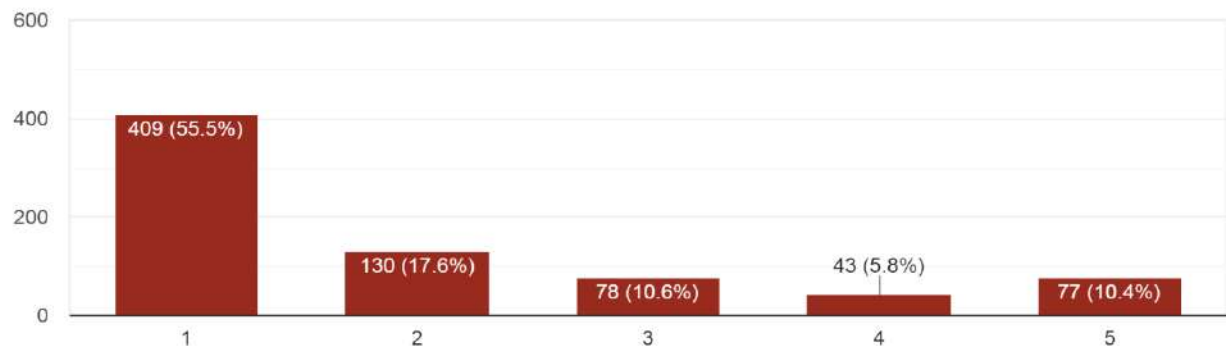


It is clear that three hundred and nine students strongly agreed with the statement. While one hundred and seventy four respondents agreed with the statement, eighty two strongly disagreed with the statement.

The attitude of teachers towards students was questioned in the next statement. The response is as under

### The teacher's attitude toward the students is friendly and helpful

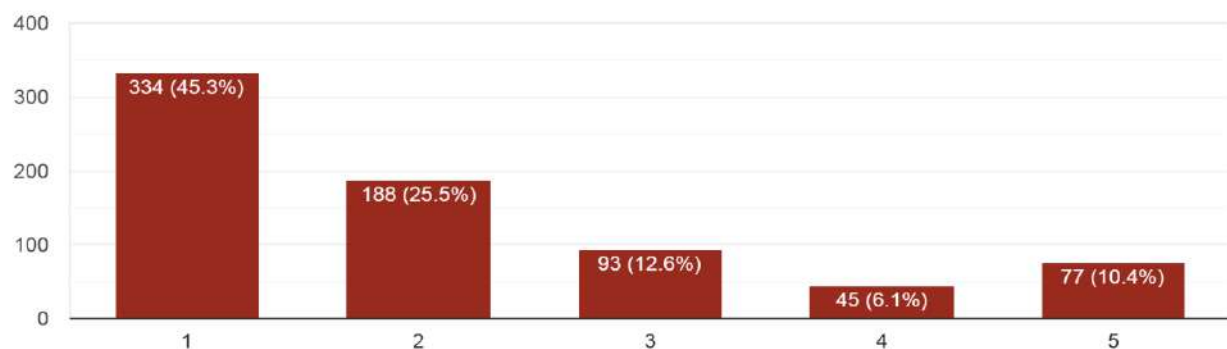
737 responses



55.5 % strongly agree that teachers' attitude towards them is friendly and helpful. Seventy eight students have a neutral view on this and seventy seven students strongly disagreed with the statement.

### Teacher undertakes Periodical assessments as per schedule

737 responses

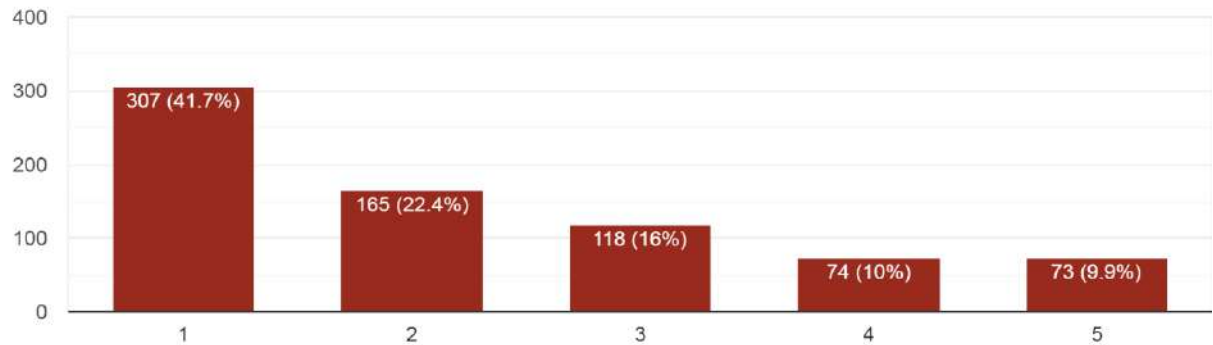


The periodical assessments are taken in the form of class tests, examination, assignments etc. The response shows that 45.3% of respondents strongly agreed with the statement. 25.5 % of respondents agreed with the statement. 10.4 % of respondents strongly disagreed with the statement.

The non-traditional methods like quizzes, seminars, assignments, classroom presentations create a great deal of interest among students. Hence, the next statement was about it. The response is as under

The teacher uses non-traditional methods of evaluation like Quiz, Seminars, Assignments,Class room presentation/participation(Any other)

737 responses

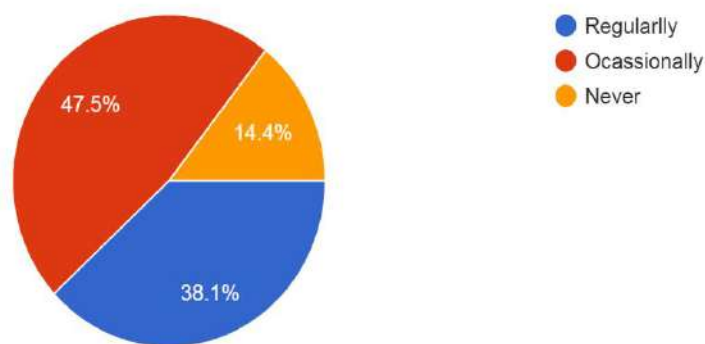


It is clear that three hundred and seven responses strongly agreed with the statement. While 22.4 % respondents agree with the statement, seventy three strongly disagreed with the statement.

The library is an integral part of any institute. The frequency of visits to the library is judged in the next statement. It is clear that 38.1% regularly visit the library. 47.5 % occasionally visit the library. One hundred and six students reported that they never visit the library.

How often do you visit the Library

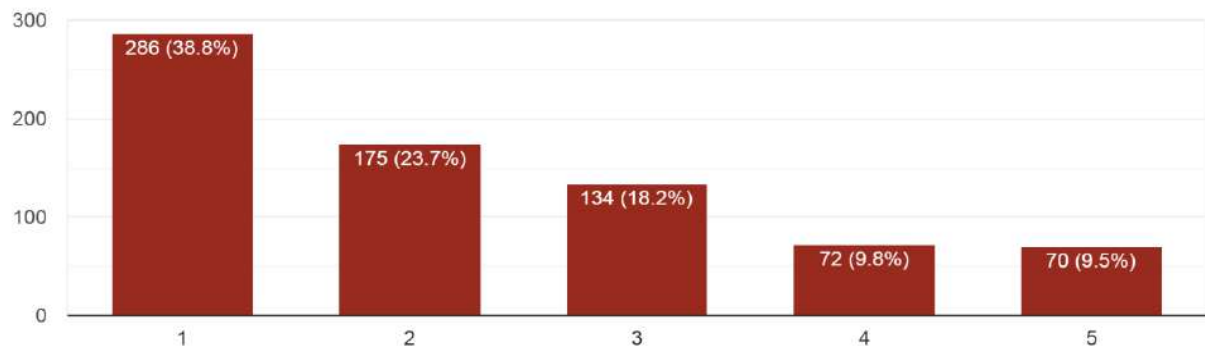
737 responses



The availability of books in the library is judged in the next statement. The response is as under

The required number of books in your Subject are available in the Library

737 responses

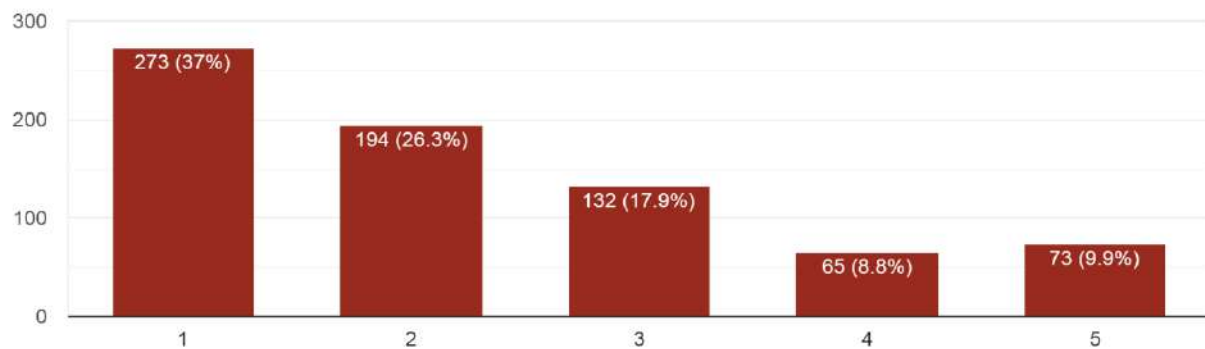


Two hundred and eighty six students agreed with the statement. It is followed by one hundred and seventy five students who agreed with the statement, while seventy students strongly disagreed with the statement.

Respondents' opinion on the availability reading space in the library is shown as under

The library has adequate reading space.

737 responses

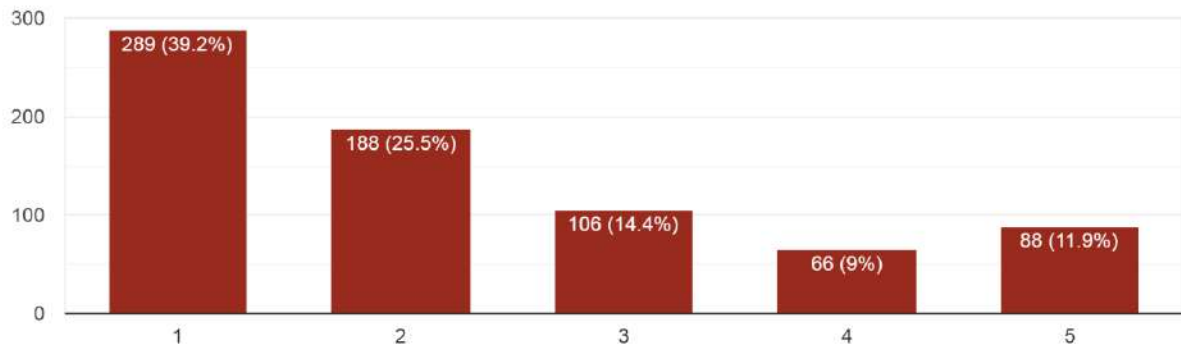


It is clear that two hundred and seventy three respondents strongly agreed with the statement. After that one hundred and ninety four students agreed with the statement, while seventy three responses strongly disagree with the statement.

The cooperation offered by the library staff is judged in the next statement.

### Libraray staff is coperative and helpful

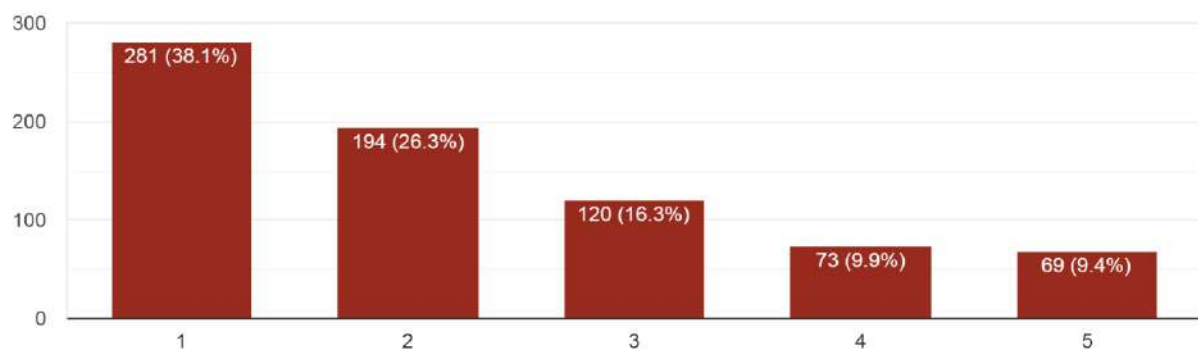
737 responses



The response shows that two hundred and eighty nine students strongly agreed with the statement. One hundred and eighty eight students agree with the statement, while 11.9% strongly disagreed with the statement.

### Office staff is helpful in administrative matters

737 responses

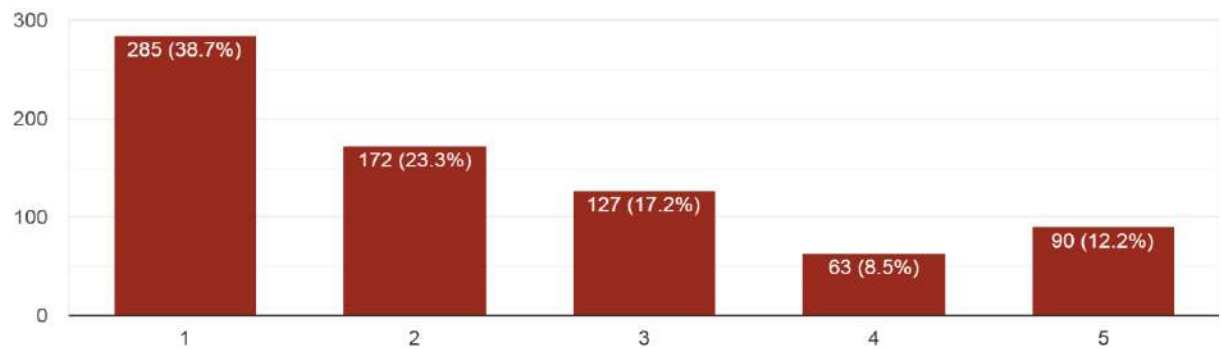


The opinion of respondents on the working of office staff is judged in the next statement. The above graph shows that two hundred and eighty one respondents strongly agreed with the statement. 26.3% of respondents agree with the statement. While one hundred and twenty have neutral opinions about it.

The next statement was “The classrooms are cleaned regularly”. The response shows that 38.7% strongly agree with the statement. While 23.3 % agree with the statement. While ninety student respondents have strongly disagreed with the statement.

### The classromms are cleaned regularly

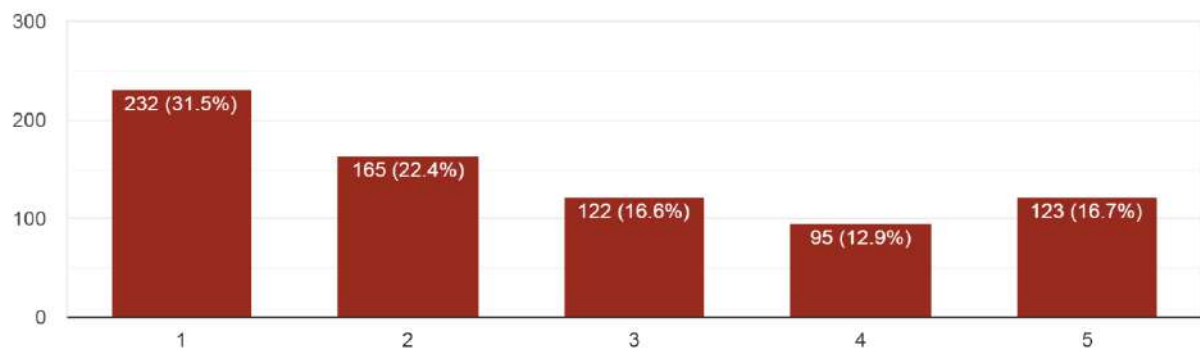
737 responses



In the next statement an opinion on the cleanliness of the toilet was sought. The response is as under

### Toilet of college are clean

737 responses

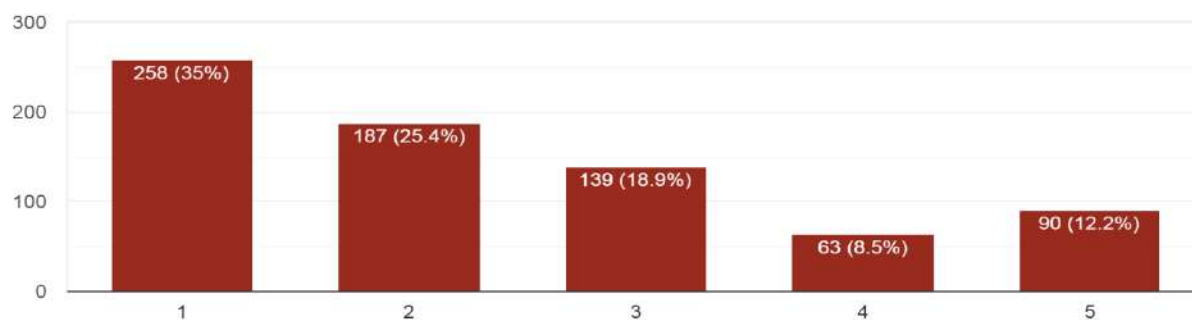


31.5 % of respondents strongly agree with the statement. While one hundred and sixty five agree with the statement. One hundred and twenty three strongly disagreed with the statement.

The opinion of respondents regarding the availability and quality of drinking water was sought in the next statement. The response is as per below

### College provides clean and adequate drinking water

737 responses

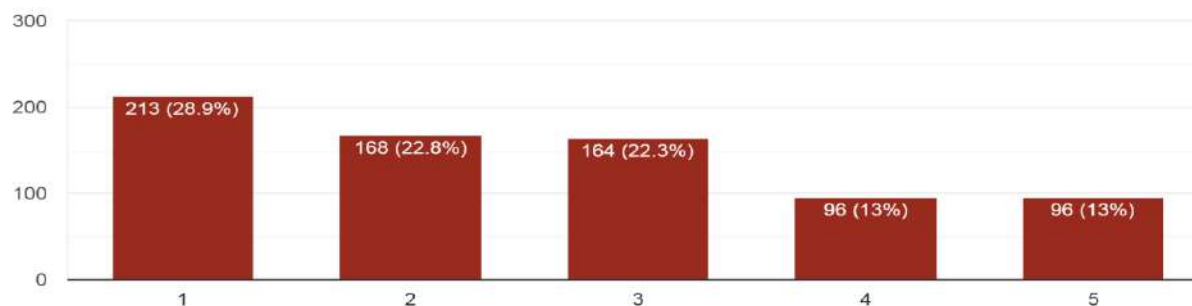


The response is in the affirmative mode. Maximum 35 % believe that the availability and quality of water is good. While one hundred and eighty seven students strongly agreed with the statement.

The college has its own canteen. The perception of students regarding it was sought in the next statement. The response shows that two hundred and thirteen students have strongly agreed with the statement. One hundred and sixty eight students agreed with the statement.

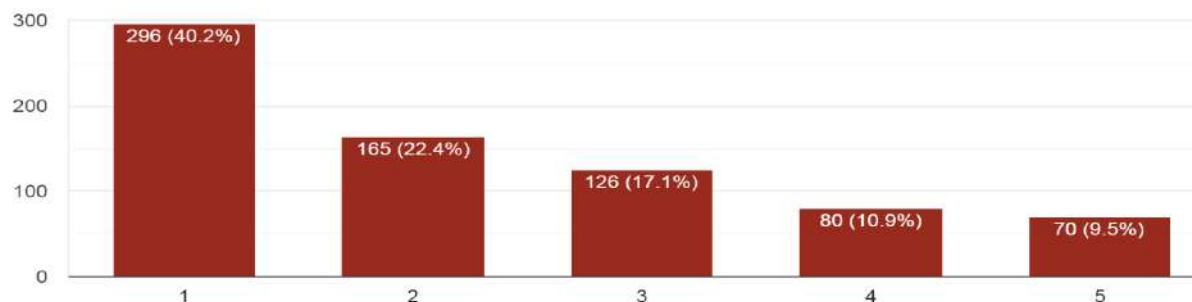
### The food served in the canteen is of good quality

737 responses



### The college has proper labortatry facilities

737 responses

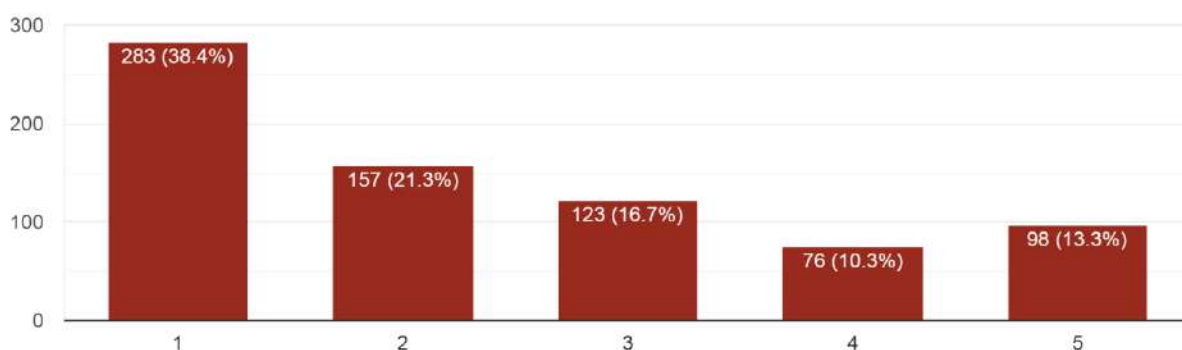


The above graph shows the response of students towards laboratories of the college. It is visible that two hundred and ninety six students strongly agreed with the statement. It is followed by 22.4% responses who agreed with this statement, while seventy students strongly disagreed with the statement.

The NSS and NCC units of the college work for the overall development of students. The opinion of students was analysed in the next statement. The graph shown below shows the response received therewith

You are satisfied with the working of NSS and NCC unit

737 responses

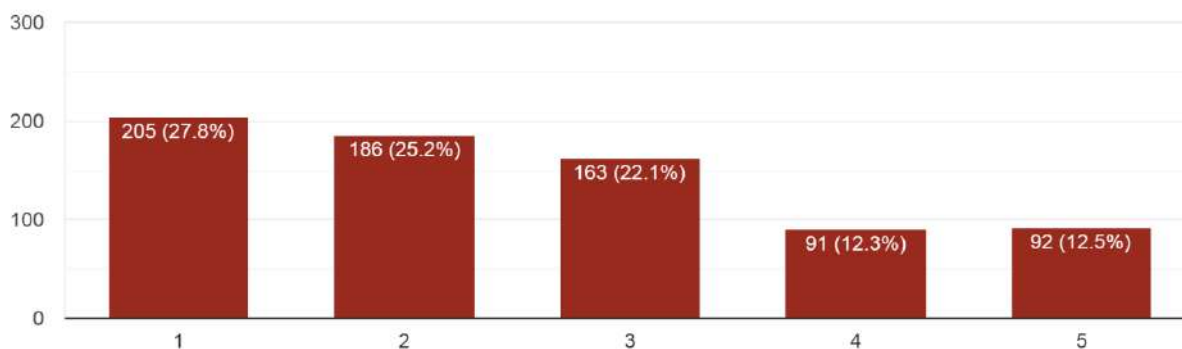


The 38.4 % students strongly agree with the statement that they are satisfied with the working of NSS and NCC units. One hundred and fifty seven students agree with the statement.

The college has its own placement cell. The awareness of it was questioned in the next statement. The response is given below

you aware of the functioning of a placement cell in our College

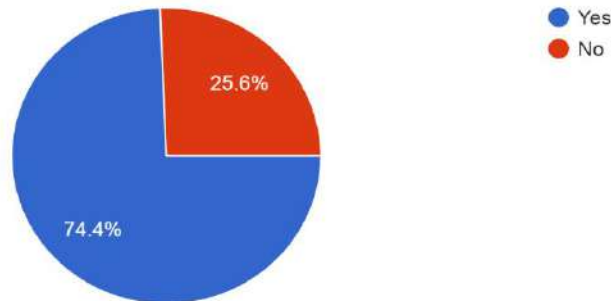
737 responses





The response shows a mixed response. However two hundred and five students out of seven hundred and thirty seven students are aware of the placement cell.

you are aware that the college has complaint box  
737 responses



The above pie diagram shows the response of students towards the awareness of the complaint box. It is clear that 74.4 % of respondents i.e. five hundred and forty eight students have given affirmative response.

In the last feedback, suggestions to improve college were asked. Some of the prominent suggestions are listed below

- ❖ Keep the college ground clean.
- ❖ Increase the parking facilities.
- ❖ Provide more space in Library.
- ❖ Focus on creating spaces where students can come together.
- ❖ Increase the cultural activities.

Also there are few students who wish for improvements in drinking water, canteen and parking areas, and ventilation in classrooms.

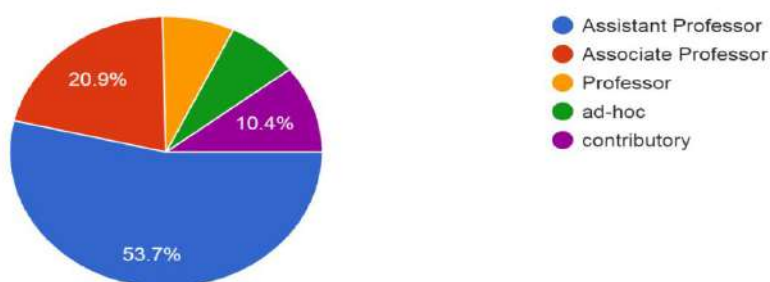
## Analysis of Teacher Feedback Form 2021 – 2022

The feedback from the teachers of Seth Kesarimal Porwal College of Arts and Science and Commerce, Kamptee was collected. Sixty-seven respondents have responded to the questionnaire. It included professors, associate professors, and assistant professors. Non-grant faculties were also duly considered in the feedback analysis. The questionnaire consists of basic demographic questions, and teachers' opinions regarding various college facilities were also asked. The questionnaire ended with suggestions from teachers.

The first three questions include names, mobile number and email address.

The present position of the teaching staff was included in the first question. The response received there with is as follows.

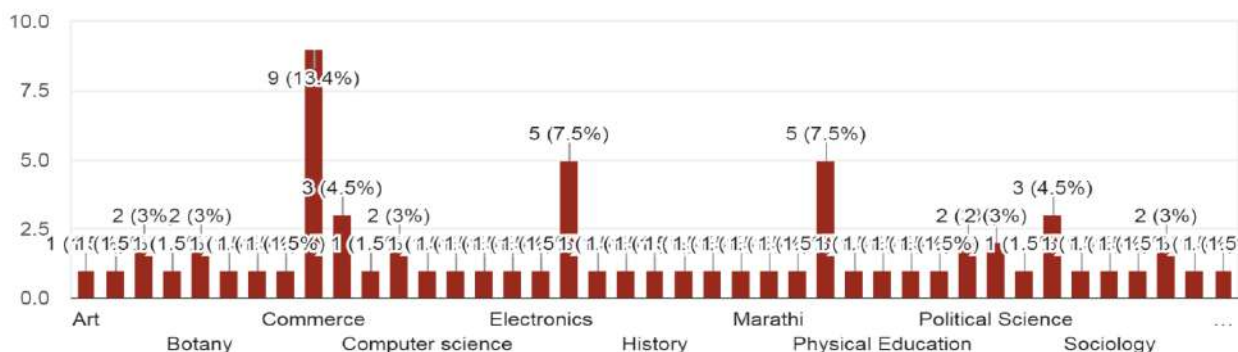
Designation  
67 responses



It is clear that more than fifty-three percent of teachers were assistant professors. Nearly twenty-one i.e. fourteen percent were associate professors. Five teachers from the professor's grade participated in the feedback. While five and seven belong to Adhoc and contributory teachers.

The teachers from all three steam i.e. arts, science, and commerce participated in the feedback. The department-wise enrolment in the feedback is as per below.

Department  
67 responses



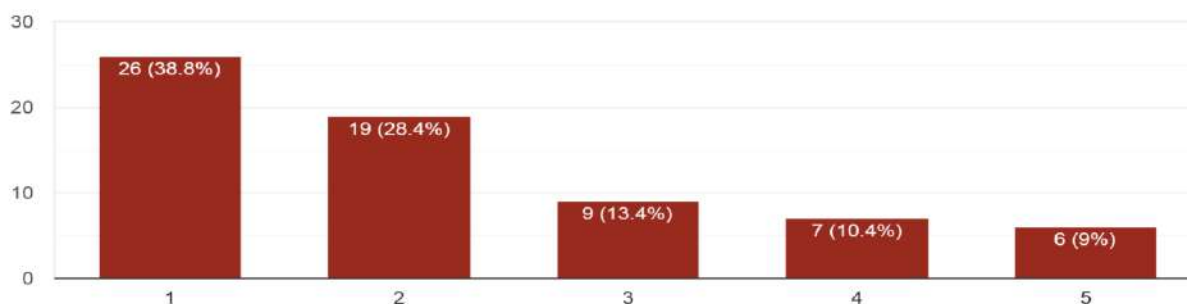
It is visible that a maximum of nine teachers were from the commerce department, followed by the department of English and Microbiology having five teachers enrolled. The rest of the departments having more than two respondents include the computer science department.

The next question which was put before the respondents was about the number of years of experience. The response received states that the maximum numbers of teachers have experience between ten to twenty years, while three teachers have experience of more than thirty.

In the middle segment of the questionnaire, the opinion of teachers on various statements was asked. The respondents were asked to give a response on a five-point scales ranging from strongly agree to strongly disagree.

The first statement in this segment was “The courses/syllabi taught by me have a good balance between theory and application”. The response received is as under

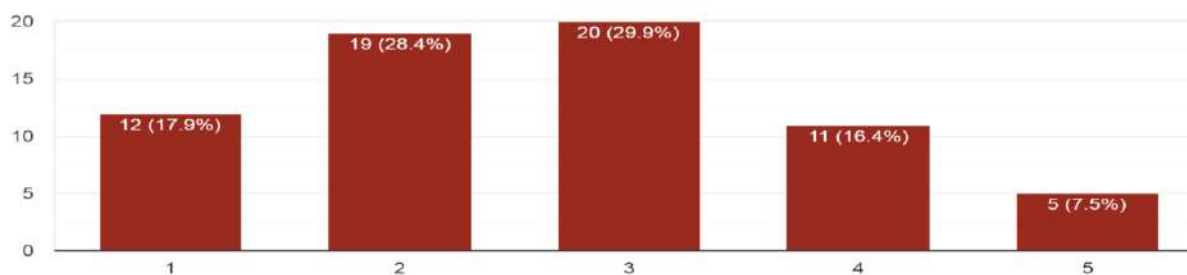
The courses / syllabi taught by me have a good balance between theory and application  
67 responses



It is seen that twenty-six teachers strongly agreed with the statement. Nineteen agreed with the statement, while six teachers have an adverse opinion about the statement.

The next statement was about the efficiency of content that teachers taught regarding industry requirements.

Contents of curriculum are as per the industry requirement  
67 responses

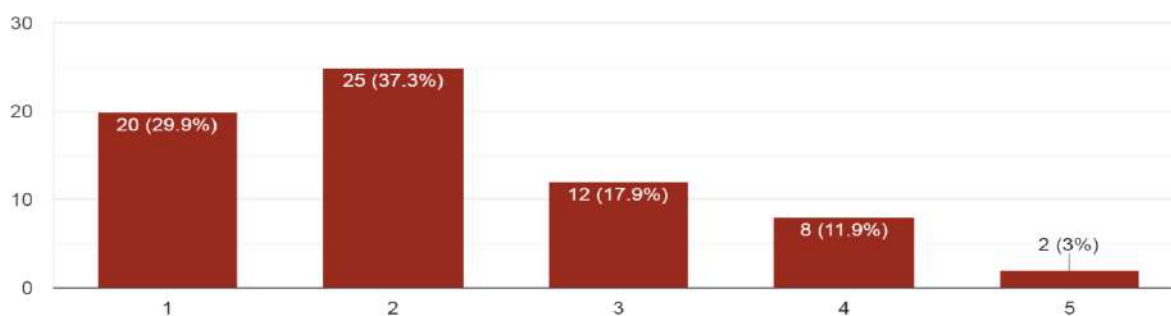


The response received regarding this statement shows that twelve teachers strongly agreed with the statement. A maximum of twenty teachers have a neutral opinion over it. While nineteen teachers agreed with the statement.

The next statement was the objective of the syllabus. The majority of respondents i.e. sixty-seven have either strongly agreed or agreed with the statement. Two teachers strongly disagreed with the statement. The graphical representation is as below

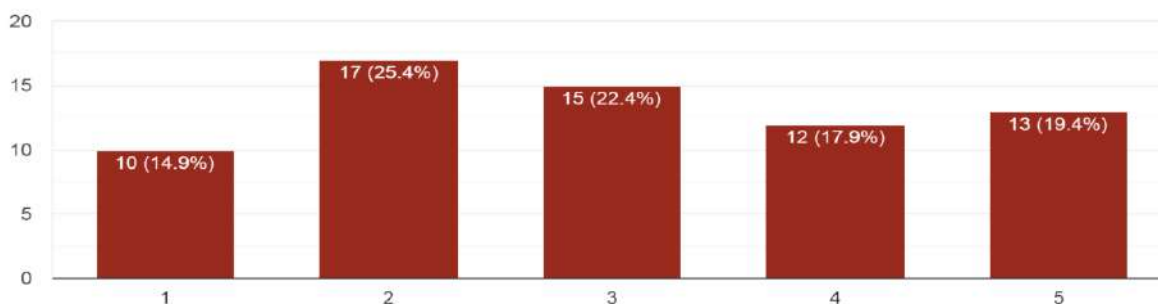
The objectives of the syllabi are well defined

67 responses



ICT facilities available in the college are adequate and satisfactory

67 responses

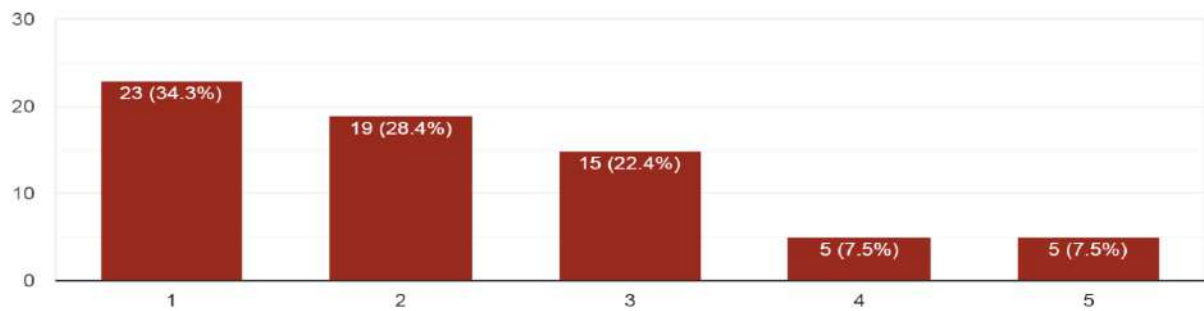


The next statement was about the ICT facilities available in the college. The above graph shows scattered responses. A maximum of seventeen teachers agreed with the statement. It is followed by fifteen having a neutral opinion. Twenty-five teachers disagreed or strongly disagreed with the statement.

The urge to improve skills is the primary goal of any teacher. Hence to judge the support of the college the next statement was “The College provides adequate opportunities and support to faculty members for upgrading their skills and qualifications”.

The college provides adequate opportunities and support to faculty members for upgrading their skills and qualifications

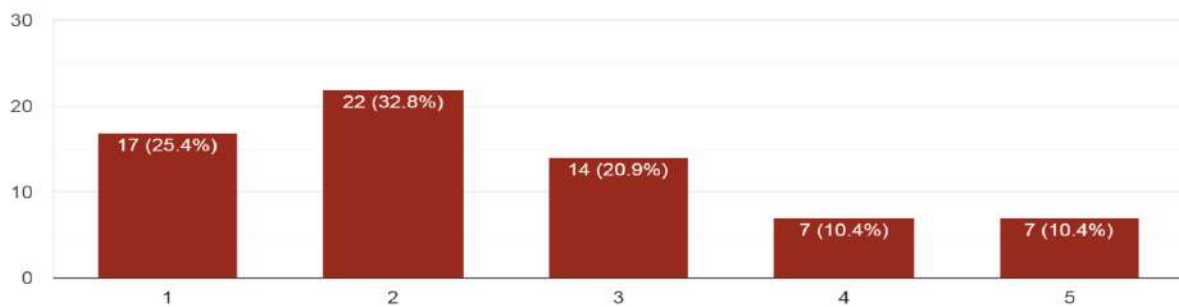
67 responses



It is evident from the above graph that the majority i.e twenty-nine and nineteen either strongly agree or agree with the statement. Five teachers have reported strong disagreement with the statement.

The environment in the College is conducive to teaching and research

67 responses

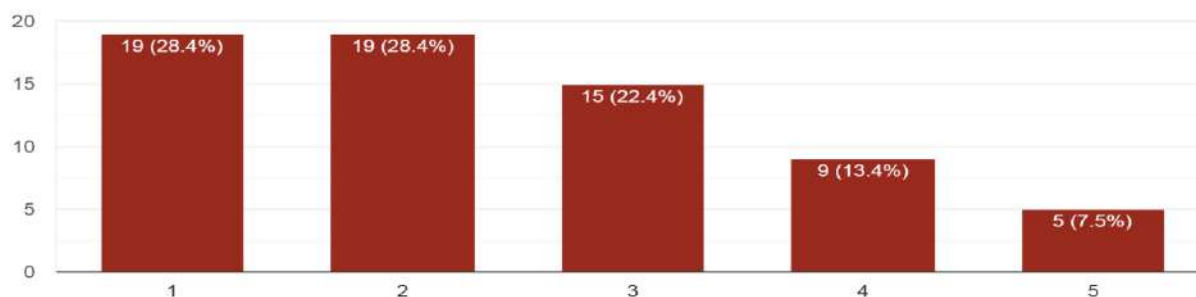


The next statement is about the environment in the college with respect to teaching and research. Here also we can see that a maximum of thirty-two percent of teachers agree with the statement. While seventeen teachers strongly agree with the statement, seven teachers each either strongly disagree or disagree with the statement.

The opinion of teachers regarding prescribed books and journals was sought in the next statement. The response is given in the following graph.

The books/journals etc. prescribed / listed as reference materials are relevant, updated and cover the entire syllabi

67 responses

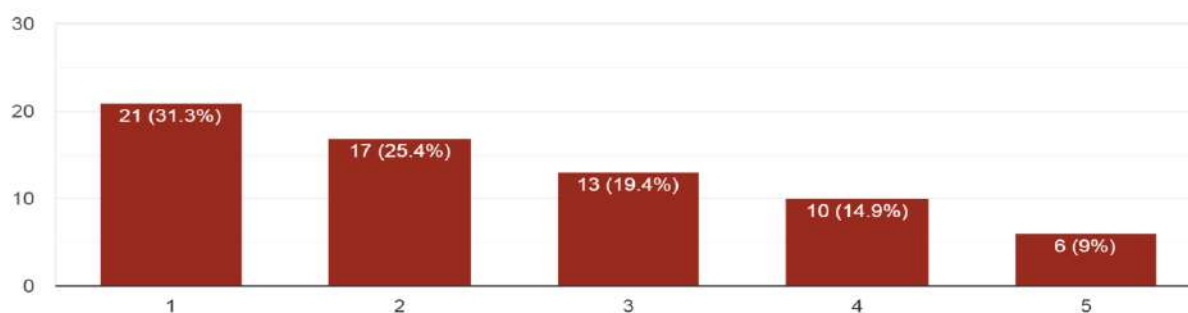


It can be seen that nineteen teachers have put strong agreement or agreement with the statement. While fifteen teachers have a neutral opinion of the statement, the least i.e. five teachers have strong disagreement with the statement.

The library is an important resource for not just students but for teachers also. Hence the next statement was about this vital source.

In library the prescribed books are available in sufficient numbers

67 responses

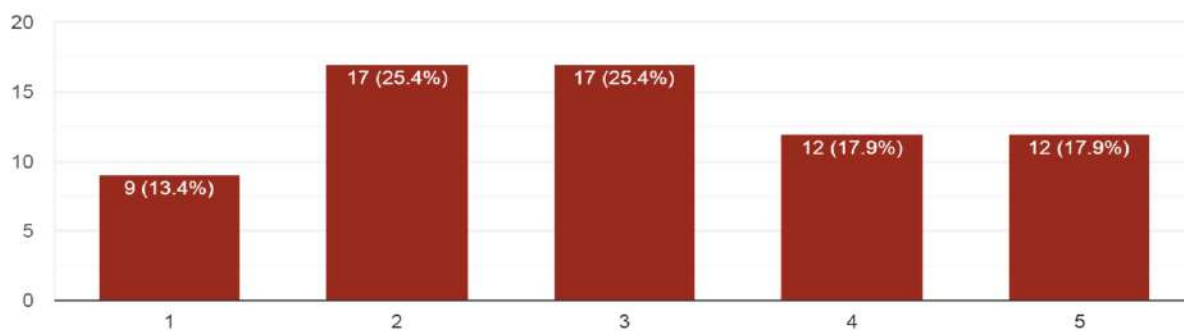


The opinion shows that twenty-one teachers strongly agree with the statement. Thirteen teachers have a neutral opinion of the statement. Six teachers strongly disagree with this statement; they seem to have the opinion that the book of their subject needs to be increased.

The next statement was about classrooms, toilets, and washrooms. The response received was a diversified one.

### Classrooms, toilets/washrooms are clean and well maintained

67 responses

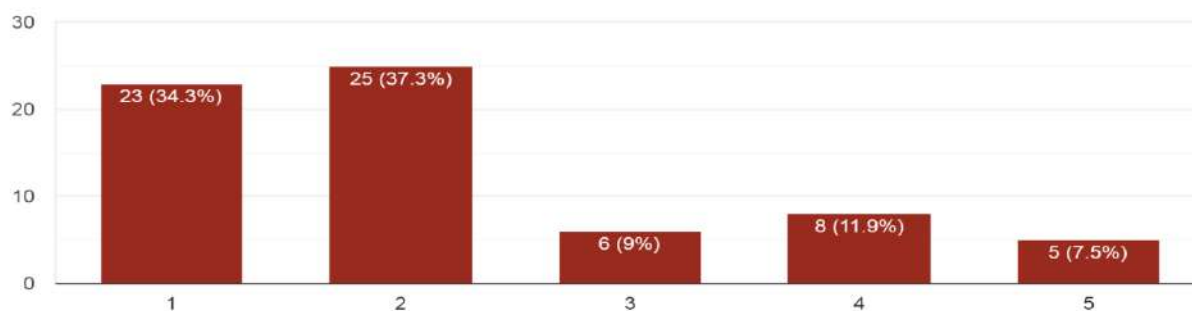


It is clear that nine teachers strongly agreed with the statement. While seventeen teachers each either agree with the statement or have a neutral opinion. Twelve teachers strongly disagreed with the statement.

The freedom of teachers in their field was judged in the next statement. The statement was “I have the freedom to adopt new techniques / strategies of testing and assessment of students”. The response is like this:-

### I have the freedom to adopt new techniques / strategies of testing and assessment of students

67 responses

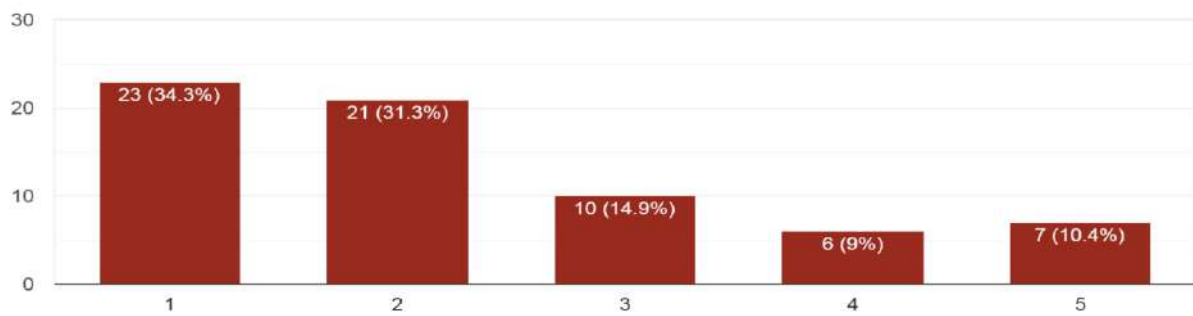


It is seen that twenty-three teachers felt they have full freedom. While five teachers strongly disagreed with the statement, eight teachers disagree with the statement.

The opinion of teachers regarding admission and examination is judged in the following statement. The graph given below gives the opinion regarding this

### The admission and examination process is satisfactory

67 responses

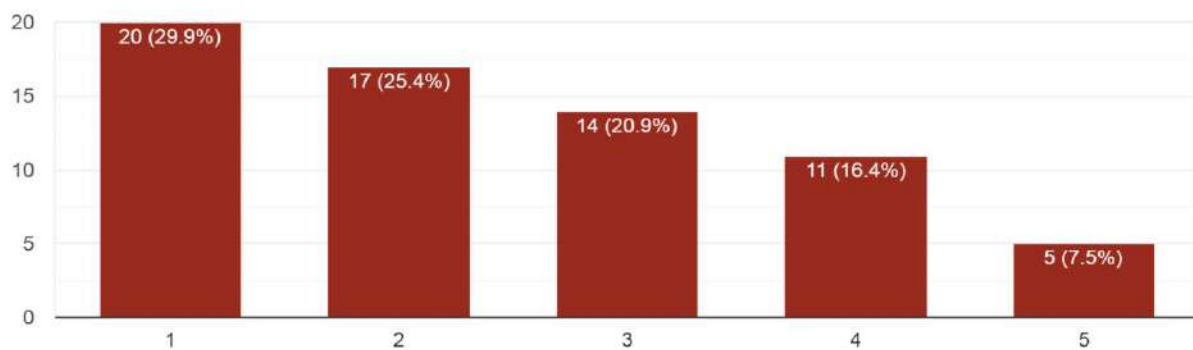


More than sixty-five percent of teachers seem to have an affirmative opinion of the statement. Seven teachers reported that they felt that there is a need for improvement.

Research is the backbone of higher education teachers. Novel research published in quality journals needs a lot of dedication and hard work. The reward is an effort to motivate teachers to publish novel work.

### The reward and recognition is given for novel research

67 responses



The above graph shows that fifty-five percent of teachers have given a positive response, while five teachers strongly disagree with the statement.

In the concluding portion of the feedback questionnaire suggestions from esteemed teachers for the overall development of the college were asked. Some of the prominent suggestions in this regard are listed below



- ❖ There should be more facilities for research.
- ❖ The college needs to have new technology and provide a free internet connection to the students.
- ❖ Auditorium of our college is small for hosting various programs.
- ❖ The ICT facilities should be strengthened in college.
- ❖ Funds for the development of the laboratory are not sufficient.

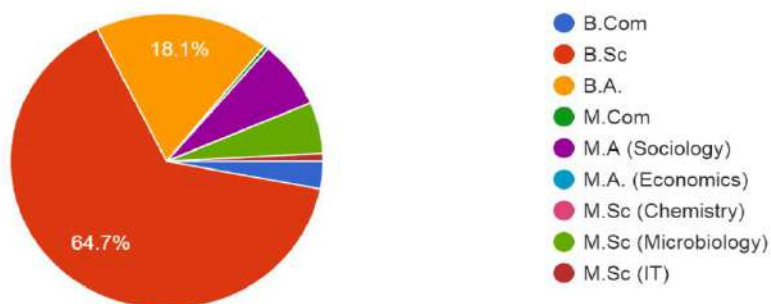
## Analysis of Parents Feedback Form 2021 – 2022

The parents are vital stakeholders in any institute. They are the ones who send their wards for a prosperous life. The feedback from the parents was taken. For collecting feedback a Google form was designed and distributed to the parents. For the session 2021-2022 feedback from two hundred and thirty-two parents was received. The detailed analysis is given under

The feedback form is of three segments. The first segment includes the email address, name, address, contact number, and name of the child studying in the college. It was compulsory for respondents to fill in these responses hence all the information was duly received.

The response of parents about “the class in which their child studies” is given in the following pie diagram.

Course in which your child is studying  
232 responses

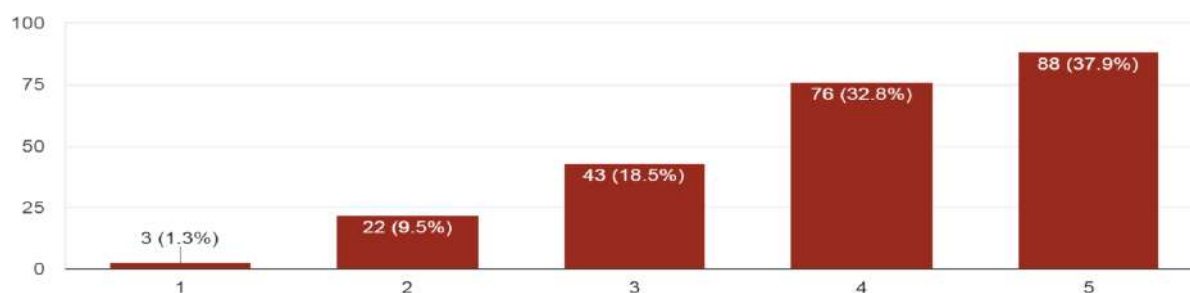


The majority of responses i.e. sixty-four percent stated that their ward studies in B.Sc. It was closely followed by arts and commerce faculty students.

In the middle segment various statements were put before the respondents' parents. Their response was collected on a five-point Likert scale ranging from strongly agree to strongly disagree.

The first statement was “The overall environment of the college is encouraging for the all-round development of your child”. The following graph shows the response received

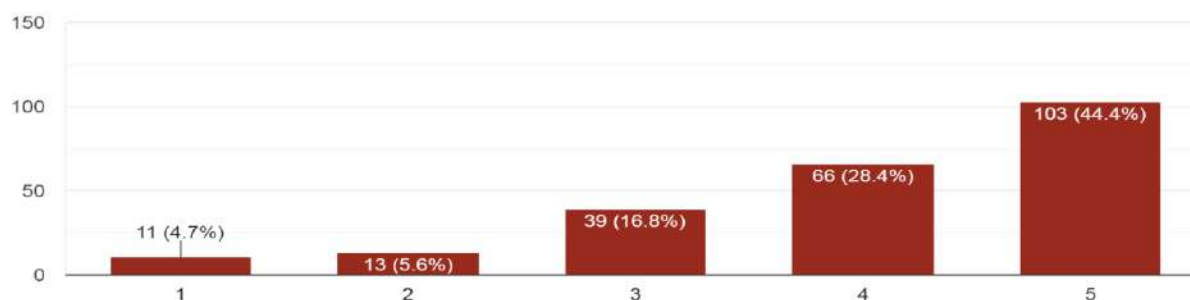
The overall environment of the college is encouraging for the all round development of your child  
232 responses



It was pleasant to see that nearly thirty-eight percent of parents strongly agree with the statement, which is closely followed by nearly thirty-three percent who agree with the statement. Only one percent of parents reported that they strongly disagree with the statement.

The college authorities are making the utmost effort to undertake a fair and transparent admission process. For this purpose, special software was also purchased. In order to see the opinion of parents regarding the admission process a statement was framed, the response received is described with the help of the following graph

The admission process undertaken by the college is fair and transparent  
232 responses

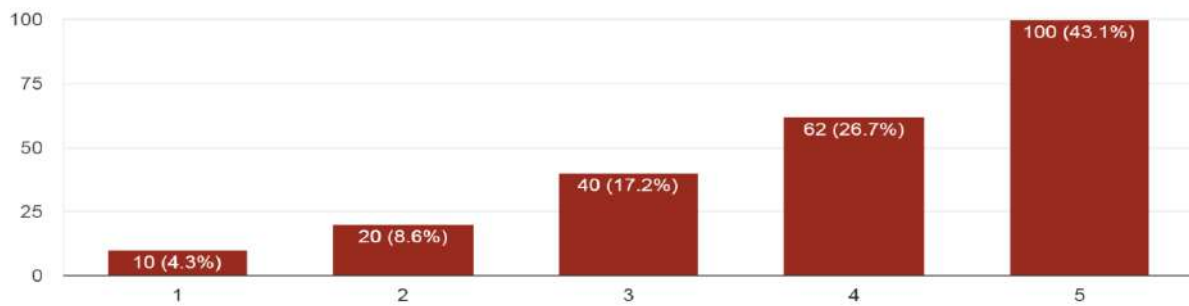


Out of two hundred and thirty-two respondents majority i.e. hundred and three respondents strongly agreed with the statement. Sixty-six parents agreed with the statement, while thirty-nine parents have a neutral view.

The perception of parents regarding academic discipline in the college was sought in the next statement. The response received is shown in the following graph

### The college has good academic discipline

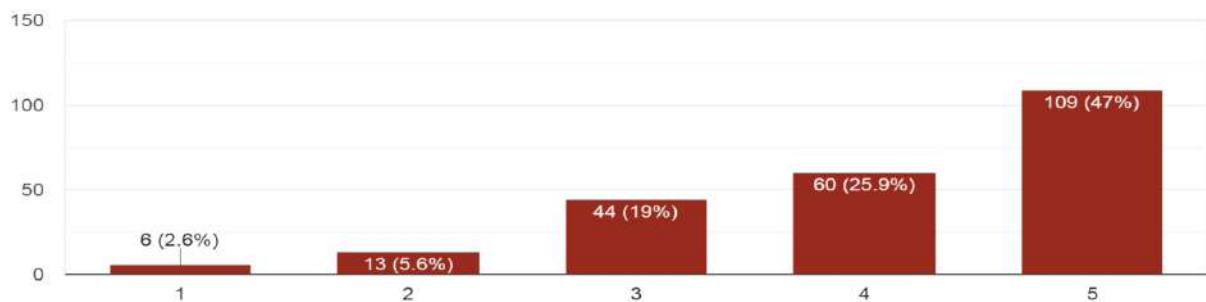
232 responses



A hundred respondents' parents strongly agreed with the statement. Sixty-two parents agree with the statement. At the same time, ten respondents' parents seem to have strong negative perceptions regarding academic discipline.

### The examination system of the college is fair

232 responses

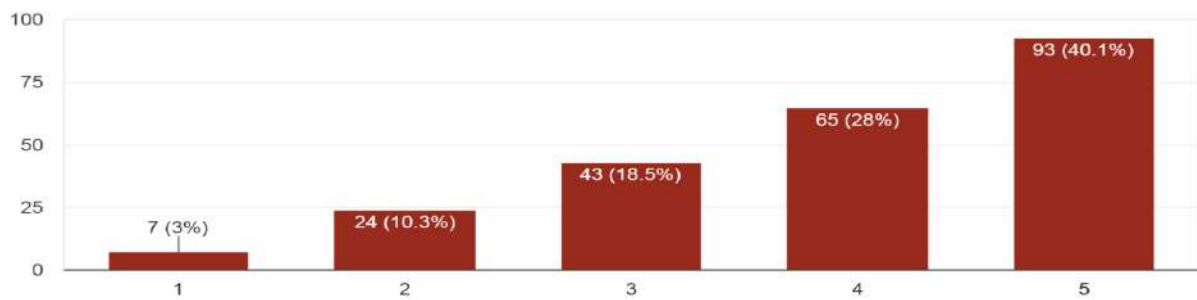


The examination is conducted by the college on behalf of the university. The college authorities are making valiant efforts to improve the examination system. Forty-seven respondents strongly agree with the statement. Nearly twenty-six percent of respondents agree with the statement.

The opinion of parents regarding the infrastructure available in college was sought in the next statement. The following graph denotes the response received in this manner.

### The college has good infrastructure facilities

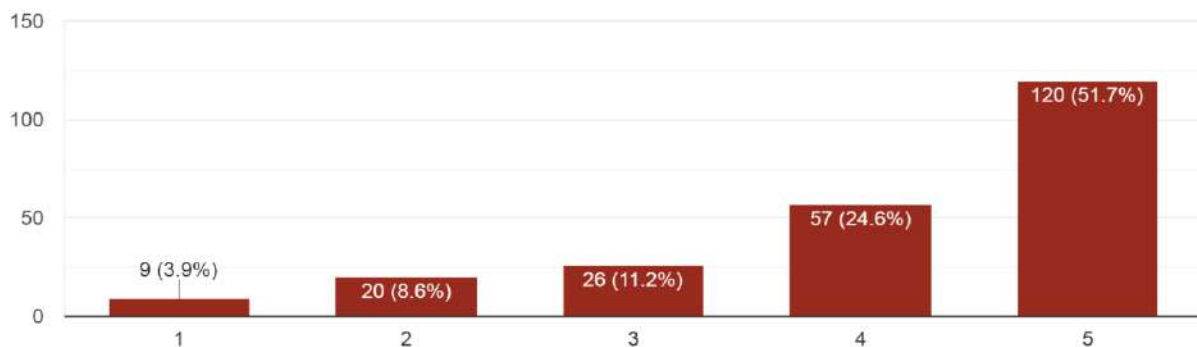
232 responses



Ninety-three respondents strongly agree with the statement. Sixty-five respondents agree with the statement. Forty-three respondents have a neutral opinion.

### The college has good learning resources like library, internet and computers

232 responses

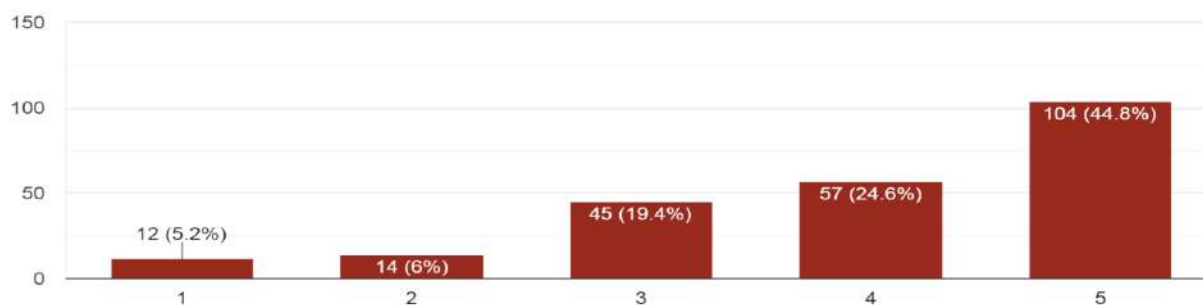


It seems to be that one hundred and twenty respondents strongly agree that the college has an adequate library, internet, and computer facility. Fifty-seven respondents agree with the statement. Only nine respondent parents strongly disagree with the statement.

The opinion of parents regarding the work culture was sought in the following statement. The opinion of parents seems to be a positive one. Hundred and four respondents strongly agree that the college has good work culture. Fifty-seven agree with the given statement. While twenty-six are of negative opinion.

### The work culture in the college is healthy

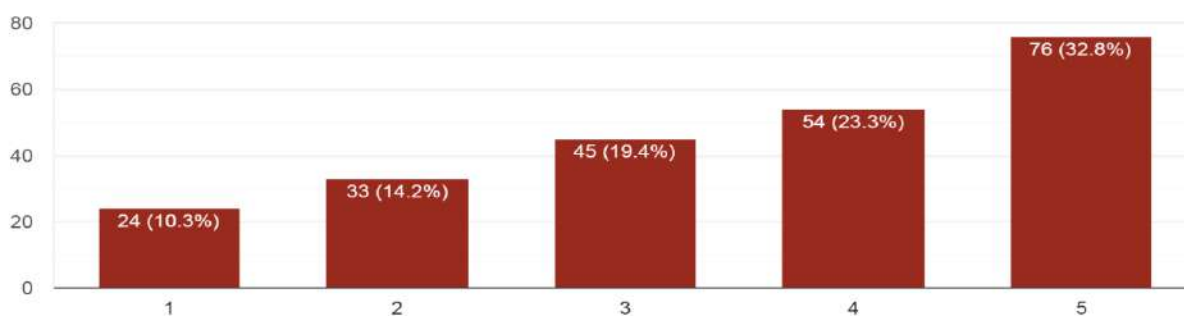
232 responses



The college has a separate and efficient canteen facility. The views of parents regarding cleanliness and quality of the product offered were asked in the next statement.

### Canteen facility in the college is clean and of good quality

232 responses

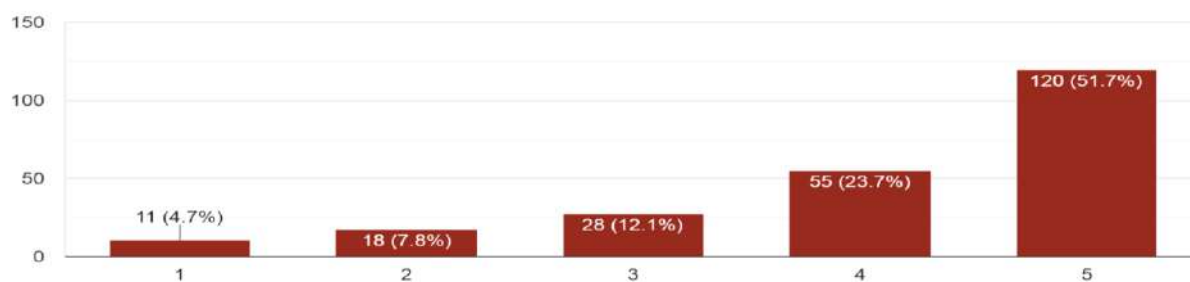


Out of two hundred and thirty-two respondents, maximum of seventy-six respondents strongly agreed that the canteen is clean and offers quality products. Fifty-four respondents agree with the statement. Forty-five responses showed a neutral view. While ten percent have an extremely adverse effect.

The Seth Kesarimal Porwal College is well known for its sports achievements. The next statement was about this. The views of parents about sports and recreation can be studied in the following graph

### The college has proper sports and recreation facilities

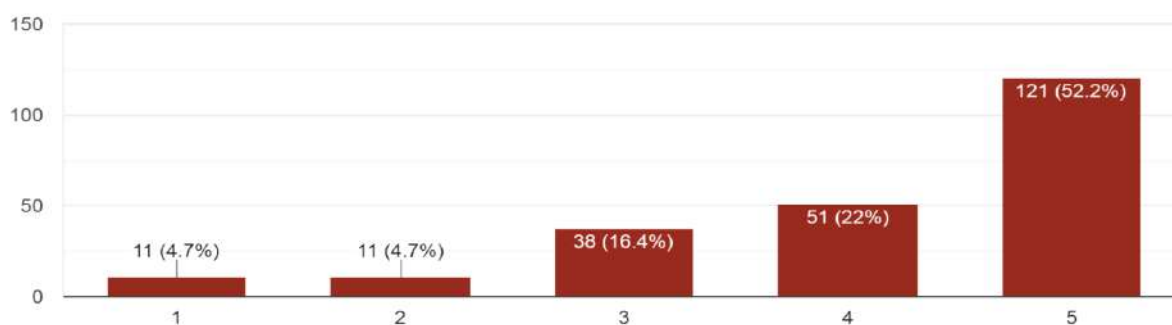
232 responses



It is clear that a maximum of one hundred and twenty respondent parents strongly feel that the college has proper sports and recreation facilities. Fifty-five respondents agree with the statement. While eleven respondents feel that these facilities are not adequate.

### NSS & NCC units of the college are working efficiently

232 responses

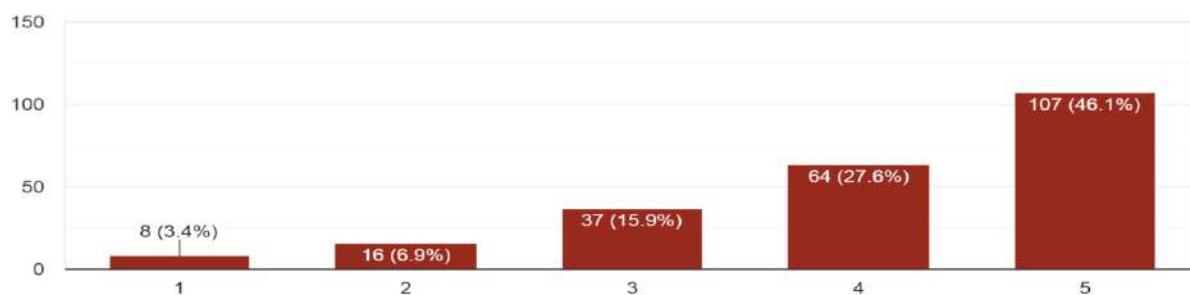


The NSS and NCC units are ancillary units that promote the overall development of the students. One hundred and twenty-one parents strongly feel that these units are working efficiently. Fifty-one parents agreed with the statement. Eleven parents strongly disagree with the statement.

The college has made efforts for the security of students. It includes CCTV cameras, security guards, etc. The views of parents are denoted below

### The security arrangements of the college are efficient

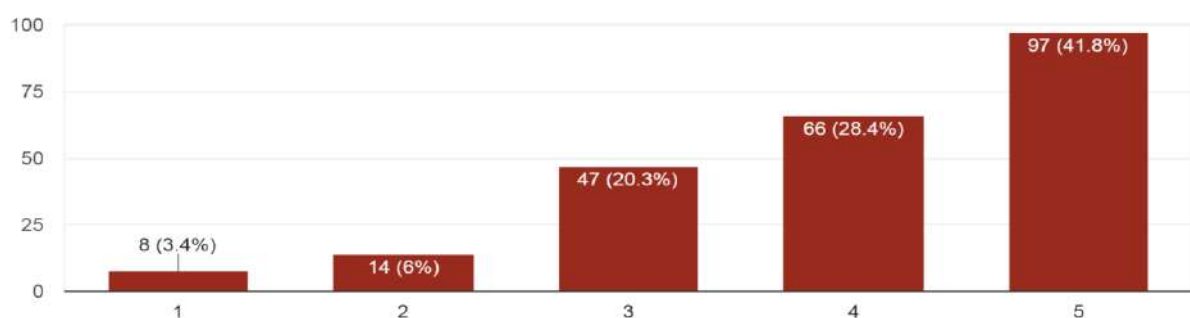
232 responses



According to the data collected maximum hundred and seven parents strongly agree with the statement. Sixty-four parents agree with the statement. Only eight have a strong negative opinion.

### The college has proper counselling facility

232 responses



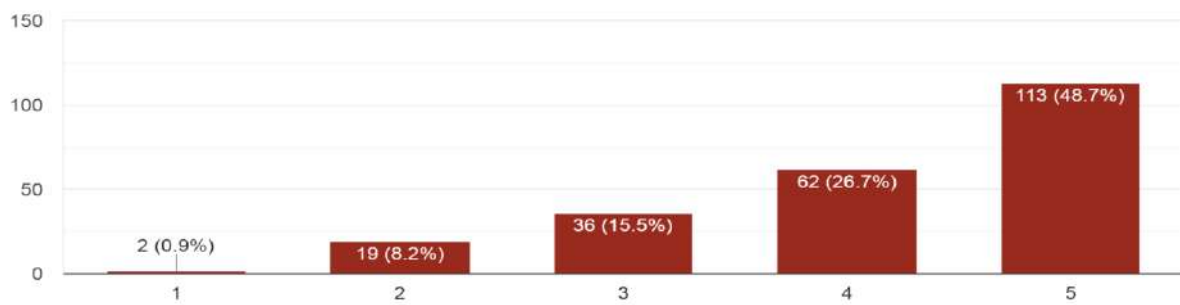
The above graph shows the opinion of parents regarding the counselling facility offered by the college. A maximum of ninety-seven parents have endorsed strong affirmation towards the counselling facility. Sixty-Six respondent parents have agreed with the statement. While few i.e. eight have put strong disagreement towards the statement.

In the winter season, the college arranges extracurricular activities for the students. The college has a proper committee that works for this. The opinion of parents on whether college authorities encourage students to participate in these extracurricular activities is judged in this statement.



### College authorities encourage students to participate in Co-curricular activities

232 responses

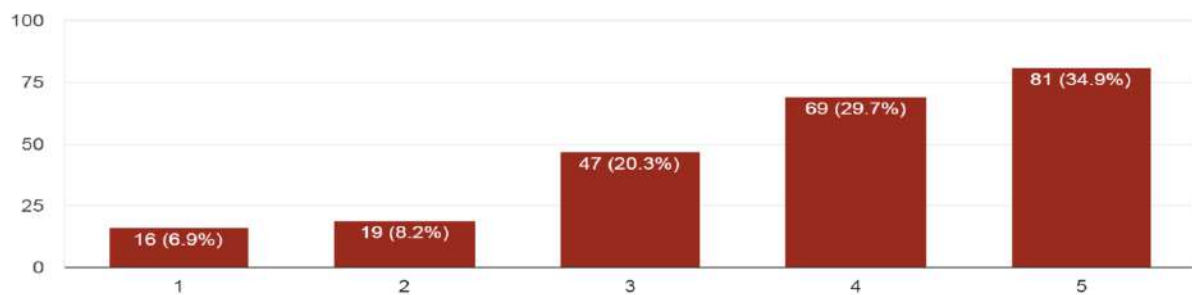


One hundred and thirteen parents strongly felt that there is enough encouragement. Sixty-two have agreed with the statement, while thirty-six respondents' parents have a neutral opinion.

The placement of students is an area of keen interest. The parents' opinion regarding this was checked in the next statement

### College undertakes placement activities

232 responses

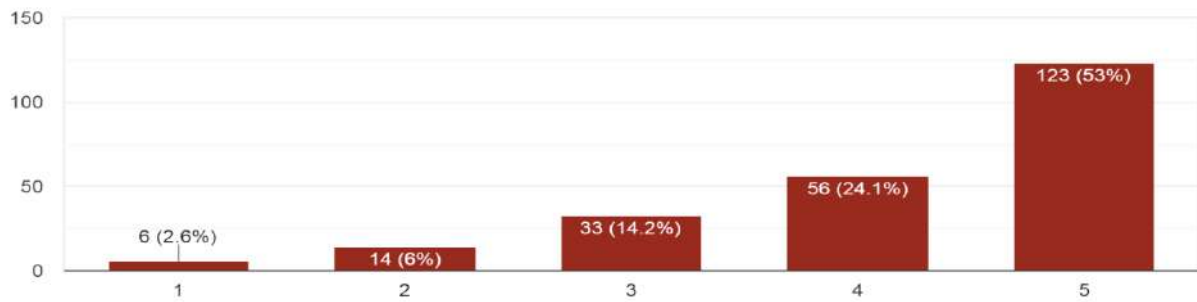


Eighty-one responses from parents strongly agree with the statement. Sixty-nine respondents agree with the statement. Forty-seven have neither positive nor negative opinions over it.

The COVID-19 pandemic has changed the whole educational scenario. Every college is making valiant efforts to protect its staff and students from this pandemic. Seth Kesarimal Porwal College also made appropriate arrangements. The efficiency of these arrangements from the parents' point of view was studied. The response was as under

### The college has efficient COVID protection system

232 responses



Fifty-three percent of parents strongly agree with the statement. Fifty-six respondents' parents feel that the COVID protection system was efficient. On the other hand, only six respondents' parents feel that the COVID protection system was not efficient.

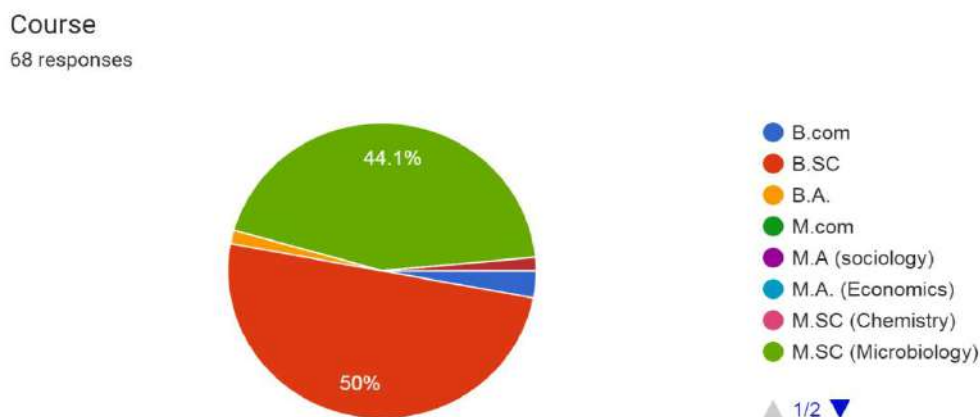
In the last segment, the suggestions were asked from the parent, the major suggestions are listed below

- ❖ Proper parking facilities for students should be provided.
- ❖ Canteen facilities should be updated.
- ❖ Washroom should be well developed.
- ❖ Ground and sports facilities should be developed.
- ❖ Placement activities need to be taken.
- ❖ Preparation of competitive examinations should be done.

## Analysis of Alumni Feedback Form 2021 – 2022

Seth Kesarimal Porwal College has a glorious past of fifty-six years. Our alumni are the token of our success. The college has registered alumni. These alumni have arranged various activities in our institute. Hence it was felt to take feedback from our alumni. The feedback of alumni for the session 2021-2022 includes the response from sixty-eight respondents. The feedback is of three parts. In the first part, demographic information about the alumni was collected. In the middle portion, alumni were asked to put their views on various statements ranging from strongly disagree to strongly agree. The feedback ends with suggestions from respondents. The detailed analysis of alumni feedback is given below

In the beginning, the name and years of the passing of the respondents were asked. The next thing includes the class in which they were enrolled in the response is as below



Fifty percent of respondents belong to B. Sc. while others include arts, commerce, and various post-graduate courses.

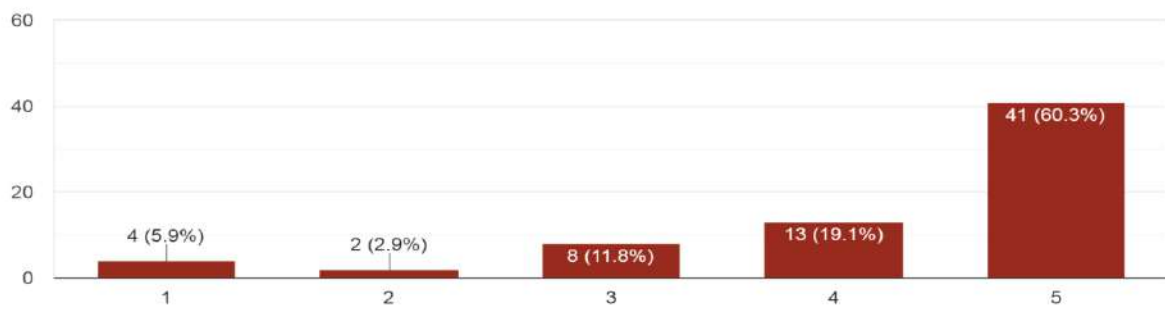
After this email address of respondents was asked. The present working organization was asked in the following portion. Most of the responses are working in nearby areas mostly in Nagpur. Many respondents stated that they are not working anywhere. In response to the designation, it was seen that those who were working are from the teaching fraternity.

After initial information, some statements were given to the alumni. They were asked to give their opinion.

The first statement was “Do you feel proud to be associated with Porwal college as an Alumni”. The response states that sixty percent of responses strongly agree with the statement. It is followed by thirteen percent of students who agree with the statement. The following graph shows the response

Do you feel proud to be associated with Porwal college as an Alumni?

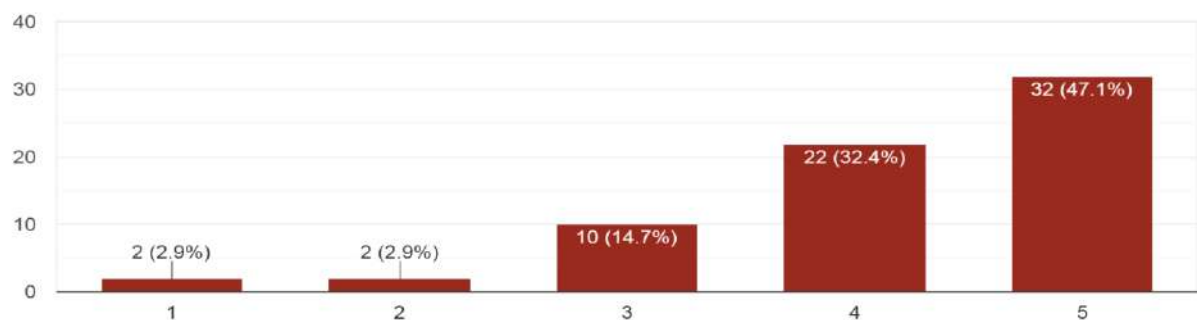
68 responses



All-round development is possible through extra-curricular activities, guest lectures, seminars, conferences, etc. The alumni's views on this are studied in the next statement

College had undertaken the various activities for the all round development of students

68 responses

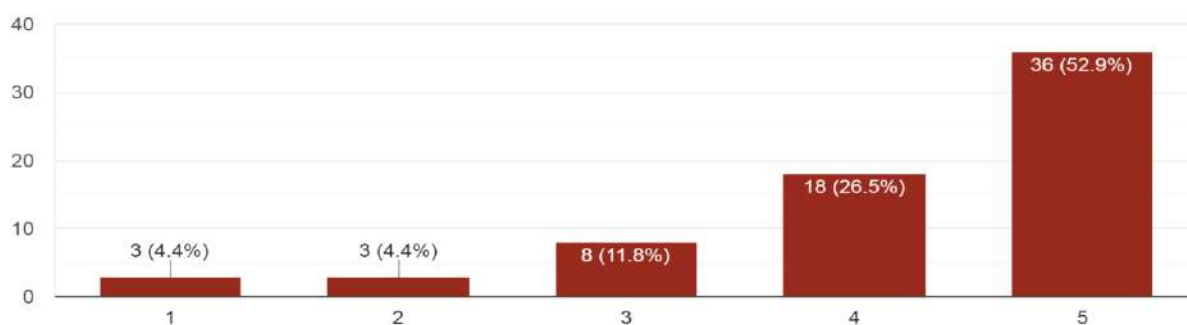


It was felt that a maximum of thirty-two students strongly agree with the statement. While twenty-two agrees with the statement. Mere two alumni have reported that they strongly disagree with the statement.

The willingness of alumni to contribute towards the development of the college was analyzed in the next statement. It was pleasing to see that maximum of fifty-four alumni either strongly agree or agree with the statement. The graphical representation is given below

You are willing to contribute for the development of college

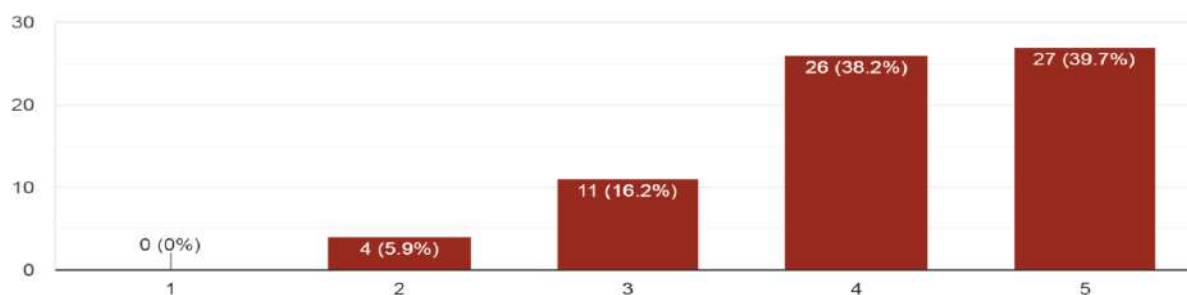
68 responses



The mechanism of grievance handling machinery was scrutinized in the next statement. It is seen that fifty-three respondents' alumni either strongly agree or agree with the statement. The response is given in the following graph.

As a student, your grievances were properly handled.

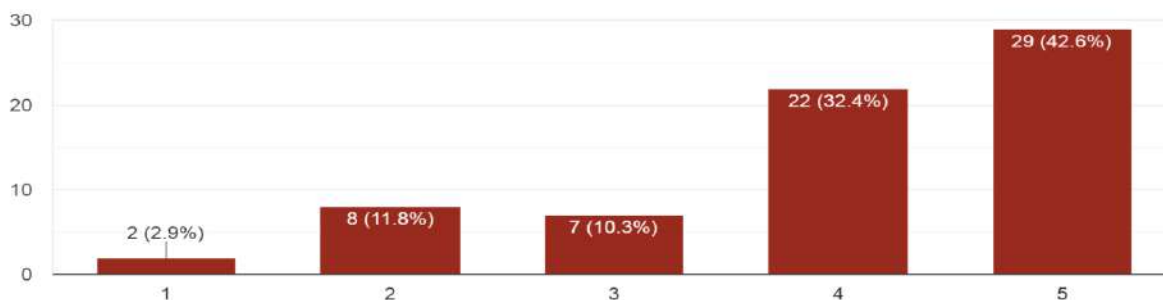
68 responses



The college has regular purchases of laboratories and equipment. It is known for its pivotal education to students from rural and poor economic backgrounds. The response is shown in the following graph

While studying in the college you were satisfied with the laboratories and equipments

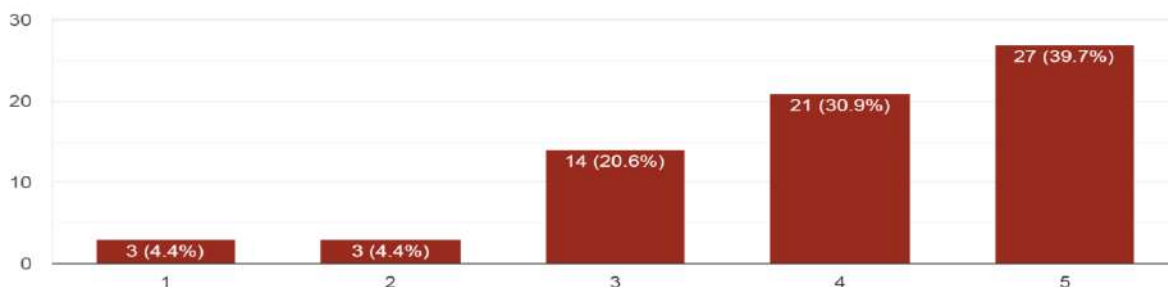
68 responses



It is clear that fifty-one alumni strongly agree or agree with the statement. Two alumni have stated that they strongly disagree with the statement, while seven alumni have a neutral view on this.

The library is the soul of any educational institute. The alumni's thinking on library facilities was sought in the next statement.

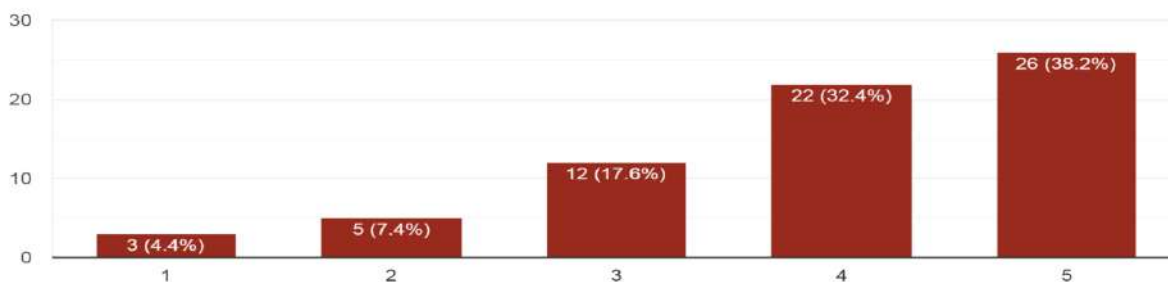
While studying in the college you were satisfied with the library facilities  
68 responses



It is seen that a maximum of twenty-seven respondents strongly agree with the statement. While twenty-one agrees with the statement. Six alumni have reported negative feedback towards the library facility.

The Porwal College is well known for its sports and recreation facilities. The perception of alumni towards it is seen in the next statement.

While studying in the college you were satisfied with the sports and recreation facilities  
68 responses

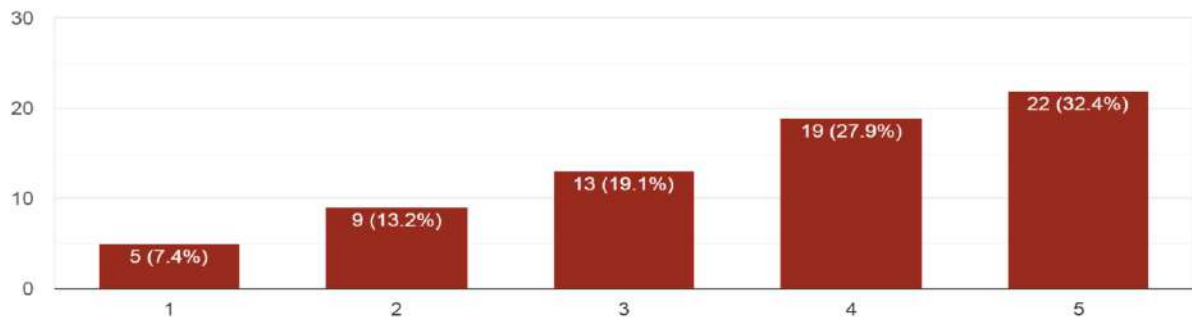


It is seen that a maximum of twenty-six responses reported a strongly agree response. Twenty-two has agreed with the statement. Three alumni have stated strong disagreement.

Our institute is a pioneer in imparting computer-related courses at UG and PG levels. It has also various computer-related facilities. The perception of alumni in this regard is described in the following graph.

### While studying in the college you were satisfied with the computer facilities

68 responses

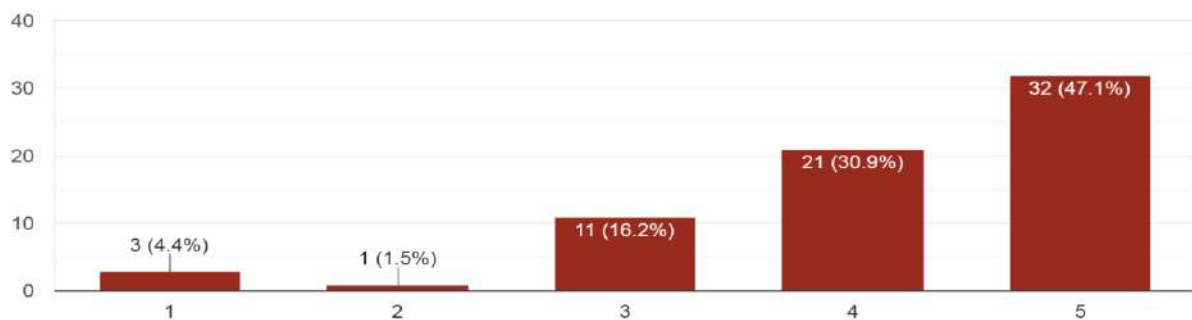


It is clear that the majority of twenty-two alumni have a strong agreement with the statement. Nineteen alumni agreed with the statement. Five alumni have strong disagreements over the statement regarding statement computer facilities.

The alumni's views on technical and theoretical knowledge given to them are studied in “While studying in the college you have obtained sufficient technical and theory knowledge”. The response is as under

### While studying in the college you have obtained sufficient technical and theory knowledge

68 responses

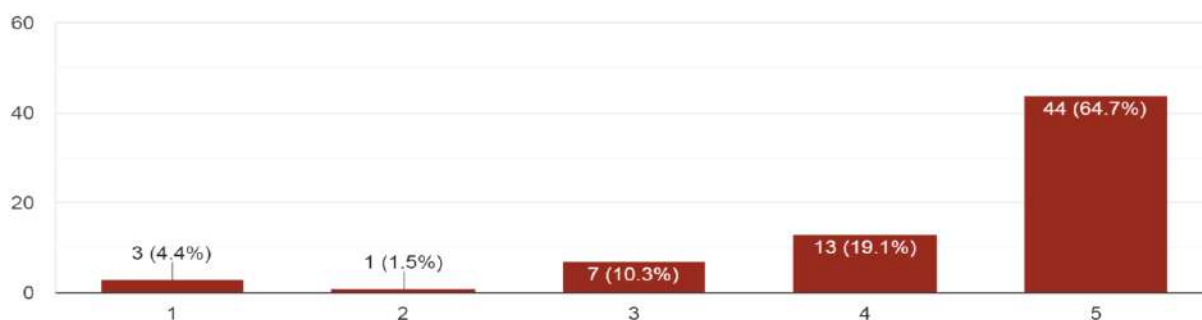


A maximum of thirty-two alumni have given strong agreement with the statement. Twenty-one alumni agreed with the statement. While eleven have a neutral view on this.

The alumni's views on the cooperation received by them from teaching and supporting staff were analyzed in the next statement.

As an alumni you were satisfied with the copoeration of teachers and support staff

68 responses

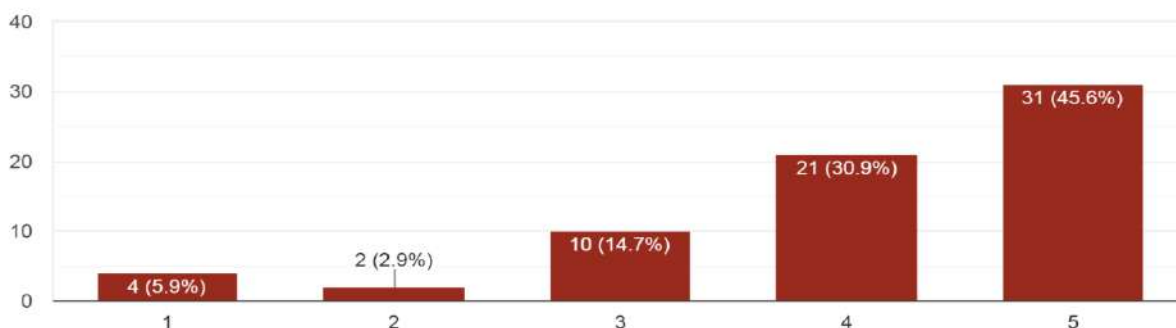


A maximum of forty-four alumni strongly agreed with the statement. Thirteen have agreed with the statement. While three respondent alumni have stated that they strongly disagree with the statement.

The relevance of education to the current job was judged in the statement “Education imparted in the college is useful and relevant to your present job”. The response is given in the next graph

Education imparted in the college is useful and relevant to your present job

68 responses



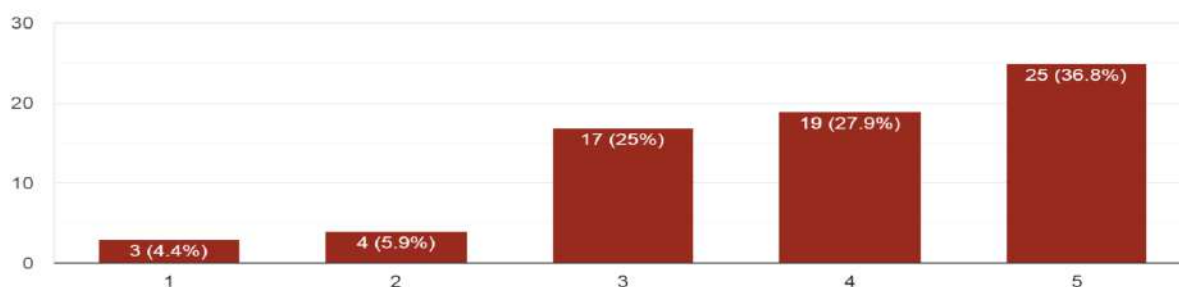
It is seen that thirty-one alumni strongly agreed with the statement. Twenty-one has agreed with the statement, while ten alumni have neutral views on this.

After seeking views on the various facilities present at the time when alumni were studying; the views of alumni on the progress made by the college in these facilities are studied in the next few statements. The first statement in this regard is “At present, there is an improvement in laboratories and equipment”. The response received on it is given below



At present, there is an improvement in laboratories and equipments

68 responses

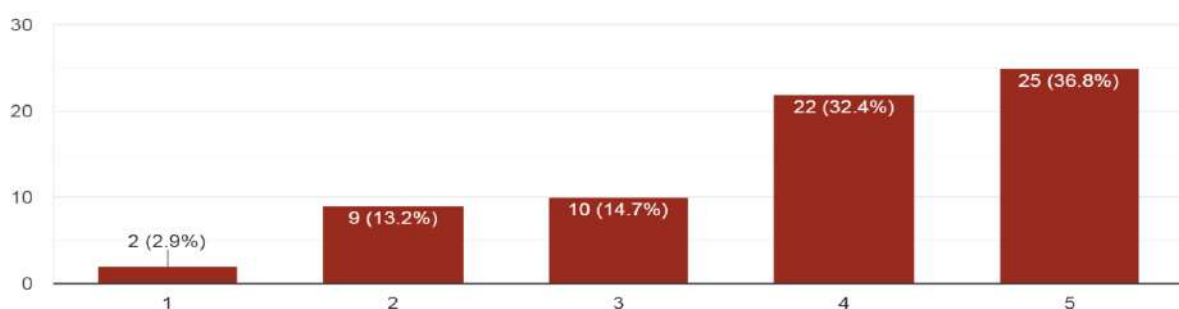


It is seen that twenty-five responses strongly agree with the statement. Nineteen have agreed to the statement. While seventeen have neutral views on this.

The next statement was “At present, there is an improvement in library facilities”. The response is given below

At present, there is an improvement in library facilities

68 responses



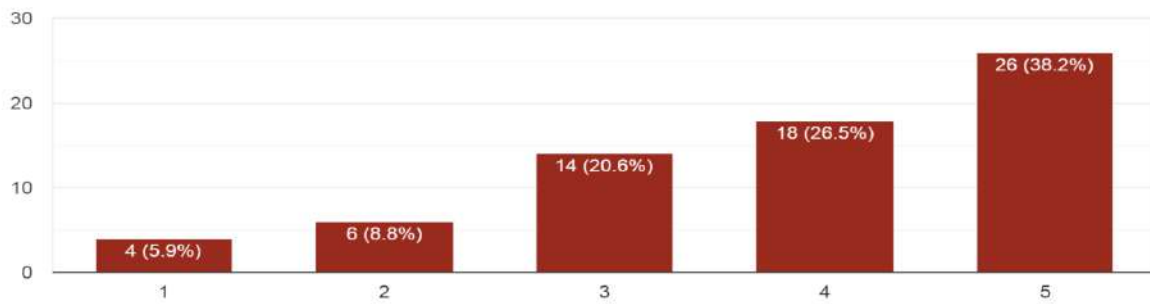
A maximum of twenty-five have stated that they strongly agreed with the statement. Twenty-two has agreed with the statement. Very few i.e. two have strongly disagreed with the statement.

The alumni's views on improvement in sports and recreation were analyzed in the next statement. It is seen that a maximum of twenty-six have strongly agreed with the statement.

Eighteen have agreed with the statement. Four strongly agreed with the statement.

At present, there is an improvement in the sports and recreation facilities

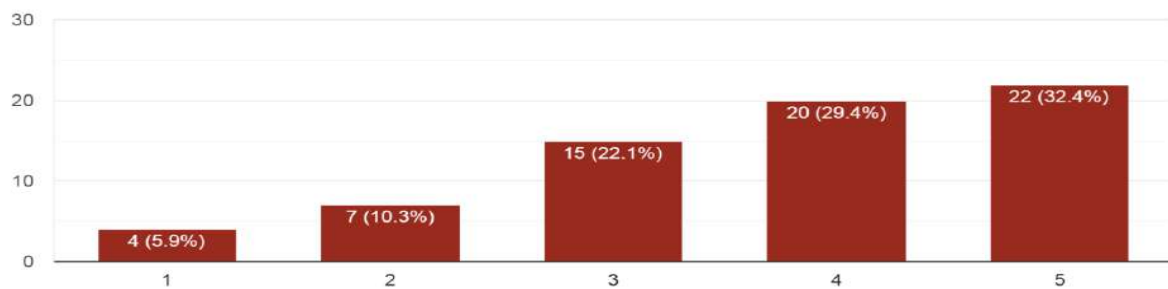
68 responses



The respondent's view on the improvement done by the college in computer facilities is seen in the next statement. The graph reflecting the response is given below

At present, there is an improvement in the computer facilities

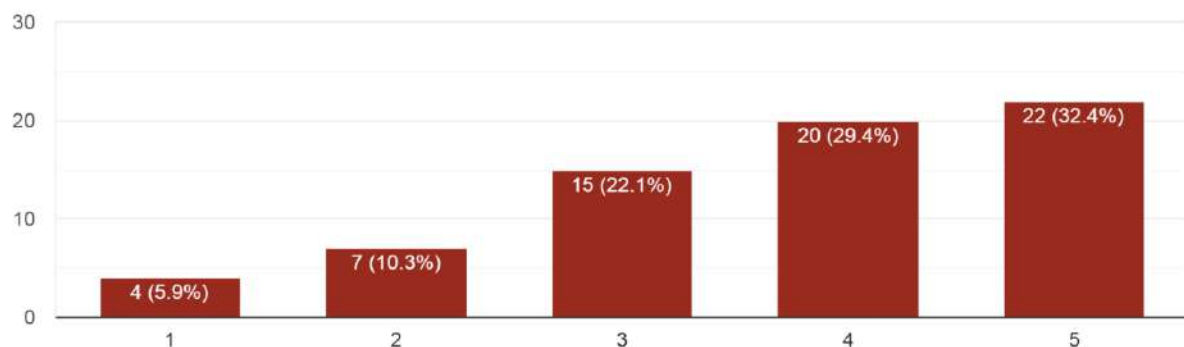
68 responses



Twenty-two strongly agreed with the statement. Fifteen responses have stated a neutral view on this. Four responses stated that they strongly disagree with the statement.

At present, there is an improvement in the computer facilities

68 responses



Twenty-two respondents strongly agree that the college has made improvements in computer facilities. Twenty alumni agreed with the statement. Fifteen have neither positive nor negative views on the statement.

After this, the alumni were requested to mention their special achievements. The special achievement mentioned by alumni were

2<sup>nd</sup> prize in power point presentation.

Best student award from MSI.

Got best volunteer award from NSS.

Got certificate of microbial food analysis.

In the next line, alumni were requested to write as to how they can help the college, the alumni stated that they will help current students in preparing for examinations, can give guest lectures, etc.

The Google form designed for collecting feedback from alumni ended with suggestions taken from alumni. The valuable suggestions received from alumni are listed below

- ❖ College must organised program for the awareness of future scope after graduation.
- ❖ College have to organise campus selection for students.
- ❖ College Laboratory facilities needs to be improved.
- ❖ College should carry 6 months internship to enhance students' practical knowledge.
- ❖ College should provide health facilities i.e. Gym.
- ❖ College must provide Wi-Fi facilities to students.

  
Co-ordinator  
IQAC  
Seth Kesarimal Porwal College  
of Arts & Science & Commerce  
Kamptee



  
Principal  
Seth Kesarimal Porwal College of  
Arts & Science & Commerce, Kamptee



Shikshan Prasarak Mandal, Kamptee's

## SETH KESARIMAL PORWAL COLLEGE OF ARTS AND SCIENCE AND COMMERCE, KAMPTEE

Principal

**Dr. M. B. Bagade**  
M. Sc., Ph. D.

Affiliated to Rashtrasant Tukadoji Maharaj Nagpur University, Nagpur  
NAAC Accredited with 'A' Grade

Ref. SKP/DC \_\_\_\_\_

Date 25/07/2018

### Action Taken Report on Feedback Obtained 2017 – 2018

The following actions have been taken by the college on the basis of the feedback obtained from the different stakeholders in the session 2017 – 2018.

1. All the teacher related points in the feedback have been discussed with teachers and teachers have been given necessary suggestions to enhance the overall quality of teaching – learning process.
2. Teachers are advised to be more sincere and generate interest for studies and college activities.
3. Sanitation workers are told to maintain the cleanliness in classrooms and toilets.
4. Non Teaching Staff members of the college are advised to be more students – centric in their approach.
5. Library staff members are advised to give proper service to students and make them available the required books.
6. The college is planning to increase the online educational resources in Library.
7. The water coolers are maintained regularly for clean drinking water.
8. Sufficient number of syllabus related books and reference books are made available in the Library.
9. Magazines as well as extra reading materials are made available in Library.



Principal  
Seth Kesarimal Porwal College of  
Arts & Science & Commerce, Kamptee



Shikshan Prasarak Mandal, Kamptee's

## SETH KESARIMAL PORWAL COLLEGE OF ARTS AND SCIENCE AND COMMERCE, KAMPTEE

Principal

**Dr. M. B. Bagade**  
M. Sc., Ph. D.

Affiliated to Rashtrasant Tukadoji Maharaj Nagpur University, Nagpur  
NAAC Accredited with 'A' Grade

Ref. SKP/DC .....

Date 16/07/2019

### Action Taken Report on Feedback Obtained 2018 – 2019

The following actions have been taken by the college on the basis of the feedback obtained from the different stakeholders in the session 2018 – 2019.

1. Teachers are advised to be more sincere and generate interest for studies and college activities.
2. Sufficient number of syllabus related books and reference books are made available in the Library. Similarly magazines as well as extra reading materials are made available. Apart from this Inlibnet library facility is also available.
3. Computer with internet facility is made available in reading room for students.
4. Separate common room for girls is made more hygienic.
5. The environment for research and teaching is made more conducive. More research facilities are made available to teachers.
6. Classrooms and toilets are maintained clean and hygienic. Separate toilets are available for staff.
7. College is made rich in greenery.
8. Laboratories are being upgraded.
9. Learning resources like central library, departmental library with open access and computers with internet facility are made available to students.
10. College canteen is being renovated and made more spacious.
11. Non Teaching Staff members of the college are told to be more students – centric in their approach.
12. Alumni Association registration process has been started.
13. More meetings of Alumni Association to be organized in the next session.



Principal  
Seth Kesarimal Porwal College of  
Arts & Science & Commerce, Kamptee



Shikshan Prasarak Mandal, Kamptee's

## SETH KESARIMAL PORWAL COLLEGE OF ARTS AND SCIENCE AND COMMERCE, KAMPTEE

Principal

**Dr. M. B. Bagade**  
M. Sc., Ph. D.

Affiliated to Rashtrasant Tukadoji Maharaj Nagpur University, Nagpur  
NAAC Accredited with 'A' Grade

Ref. SKP/DC .....

Date 22/01/21

### Action Taken Report on Feedback Obtained 2019 – 2020

The following actions have been taken by the college on the basis of the feedback obtained from the different stakeholders in the session 2019 – 2020.

1. College has started the process for the registration of the Alumni Association.
2. Teachers are advised to organize online quizzes and assignments for students.
3. Teachers are advised to motivate students regarding online classes and properly guide students in this pandemic period.
4. The teachers of the college have been in touch of their students through different online means for providing the timely guidance and support.
5. The library staff has been advised to be more supportive to students and provide the proper information to students related to availability of books.
6. The text books and reference books are made available in library.
7. Library is having the Inffibnet facility for access of online books and e-journals.
8. College has given the research incentives for the session 2018-2019 and has invited claims for research incentives of the session 2019-2020.
9. Hygiene is being maintained in all the washrooms and in the campus.
10. The college canteen contract is being changed for providing better facilities.
11. Activities are being planned so as to have a green and clean campus.
12. Some laboratories are being renovated.
13. Various activities are being organized under the banner of Alumni Association.
14. Non Teaching Staff members of the college are advised to be more students – centric in their approach.
15. The infrastructure maintenance work has been planned in next few months.
16. The COVID awareness banners have been displayed in the college and staff members have been advised to create awareness regarding this in their localities and among students.



*[Signature]*  
Principal  
Seth Kesarimal Porwal College of  
Arts & Science & Commerce, Kamptee



Shikshan Prasarak Mandal, Kamptee's

# SETH KESARIMAL PORWAL COLLEGE OF ARTS AND SCIENCE AND COMMERCE, KAMPTEE

Principal

**Dr. M. B. Bagade**  
M. Sc., Ph. D.

Affiliated to Rashtrasant Tukadoji Maharaj Nagpur University, Nagpur  
NAAC Accredited with 'A' Grade

Ref. SKP/DC \_\_\_\_\_


Date 18/01/22

## Action Taken Report on Feedback Obtained 2020 – 2021

The following actions have been taken by the college on the basis of the feedback obtained from the different stakeholders in the session 2020 – 2021.

1. Proper hygiene is being maintained in all the washrooms and in the campus.
2. College has got registered the Alumni Association.
3. The college canteen contract has been given to new contractor and told to ensure proper hygiene and facilities.
4. Vaccination drives for COVID are being organized in the college for staff and students.
5. Non Teaching Staff members of the college are advised to be more students – centric in their approach.
6. Teachers are advised to motivate students regarding their overall growth and provide necessary counseling and guidance.
7. Teachers are organizing various online webinars and activities for students.
8. The teachers of the college are told to be in touch of their students through different online means for providing the timely guidance and support.
9. The library staff has been advised to provide the proper information to students related to availability of books.
10. The text books and reference books are made available in library.
11. Library is having the Inlibnet facility for access of online books and e-journals.
12. College has given the research incentives for the session 2019-2020 and has invited claims for research incentives of the session 2020-2021.
13. Various activities are being taken to have a green and clean campus.
14. Biochemistry laboratory has been renovated.
15. The infrastructure maintenance work has been started in the campus.
16. Steps are being taken to improve the parking facility for students.
17. The COVID awareness banners have been displayed in the college and staff members have been advised to create awareness regarding this in their localities and among students.



  
Principal  
Seth Kesarimal Porwal College of  
Arts & Science & Commerce, Kamptee



Shikshan Prasarak Mandal, Kamptee's

# Seth Kesarimal Porwal College of Arts & Science & Commerce, Kamptee

Affiliated to RTM Nagpur University, Nagpur, Maharashtra

Website: [www.skpckamptee.in](http://www.skpckamptee.in)

NAAC Accredited with 'A' Grade

E-mail : [principal@skpckamptee.org](mailto:principal@skpckamptee.org)

**Dr. V. N. Chavan**  
Principal

Date : 04 / 01 / 2023

## Action Taken Report on Feedback Obtained 2021 – 2022

The following actions have been taken by the college on the basis of the feedback obtained from the different stakeholders in the session 2021 – 2022:

1. Teachers are advised to provide counseling and guidance to all the needy students so as to enhance the teaching–learning process.
2. Teachers are advised to create awareness among students regarding human values, health and environment issues.
3. The canteen facilities has been updated and proper hygiene is being maintained.
4. Non Teaching Staff members of the college are advised to be more student–centric in their approach.
5. The college campus has been made as No Plastic Zone.
6. The library staff has been advised to motivate students visiting library to explore the different books available in library.
7. The text books and reference books are made available in library.
8. Library is having the Inlibnet facility for access of online books and e-journals.
9. College has given the research incentives for the session 2020-2021.
10. The parking area for students has been cleaned and its being properly maintained.
11. Various student–centric programs are being taken in college.
12. The washrooms are regularly cleaned and proper hygiene is being maintained.
13. The water coolers are being maintained regularly.
14. The college is organizing the extra co–curricular activities for students.
15. The sports ground facilities have been updated and ground is well maintained for sports activities.
16. The Alumni Association is taking different activities for the benefits of students.



*Dr. V. N. Chavan*  
Principal

Seth Kesarimal Porwal College of  
Arts & Science & Commerce, Kamptee